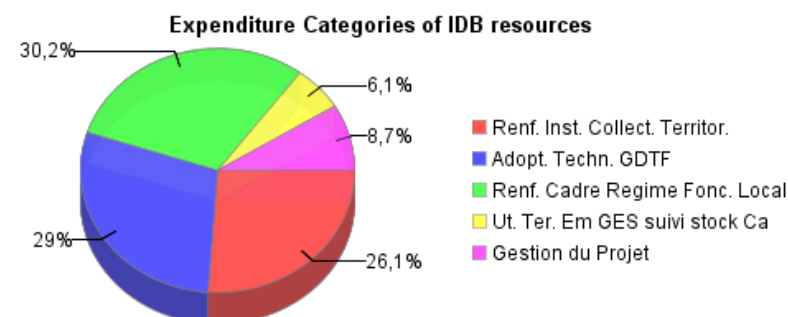
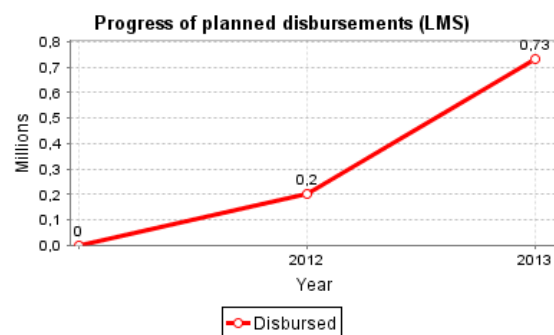
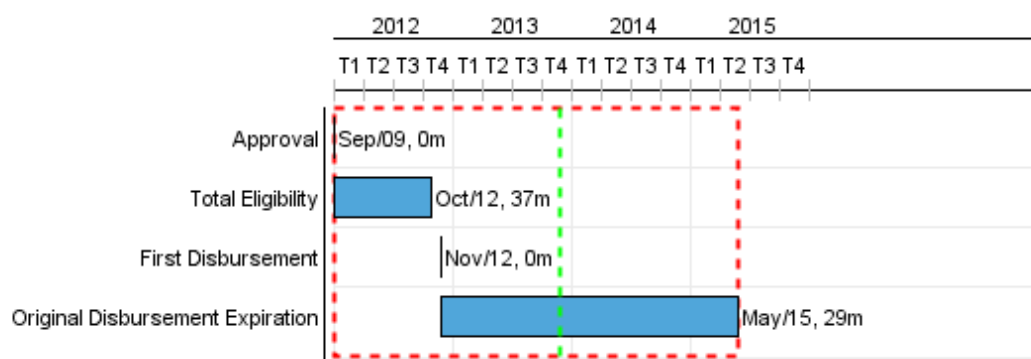


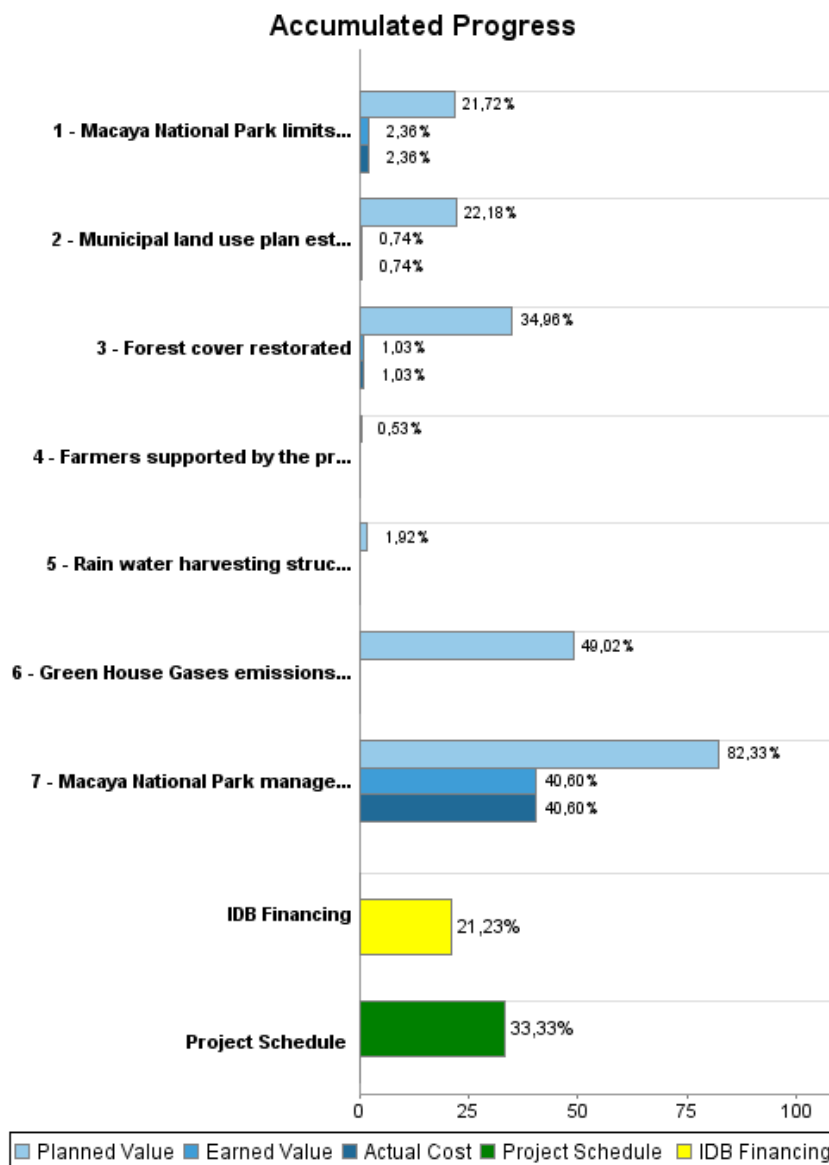
Summary Report

Basic Data		Available Funds (US\$)		Total Cost and Source	
Executing Agency (EA):	Ministère de l'Agriculture, des Ressources Naturelles et du Développement Rural				
Sector:	ENVIRONMENT AND NATURAL DISASTERS-ENVIRONMENTAL MANAGEMENT AND GOVERNANCE				
Loan Number(s):	GRT/FM-11803-HA	Current Approved Amount:	3.436.364,00	Original IDB:	3.436.364,00
Stage:	Approved	Disbursed Amount to Date:	729.555,00	Current IDB:	3.436.364,00
Operation Type:	GEF - GEF	% Disbursed:	21,23	Pari-passu:	90,00
Related Operation(s):	HA-L1041, HA-G1023	Balance:	2.706.809,00	Co-Financing/Country:	400.000,00
Operation Subtype:	IGR - Investment Loans			Original Estimate:	3.836.364,00
				Amortization Period (months):	

Project Environmental and Social Impact Category	Reformulation	Validation
Project Environmental and Social Impact Category: None	() Was the objective(s) of this project reformulated?	Validated by Division Chief: 09-oct-2013 Validated by Country Representative:



Accumulated Progress as of 2013



Outcomes

Outcome: Technological capacity and equipment to conduct carbon stock and Green House Gases emissions monitoring acquired by the country

Indicator	Unit of Measure	Baseline	Baseline Year		2014	2015	End of project
Carbon stock and Green House Gases emissions monitoring system established and operational	Final assessment report		2013	P A		1,00	1,00

Outcome: Land tenure security reinforced inside and outside the park

Indicator	Unit of Measure	Baseline	Baseline Year		2014	2015	End of project
Land tenure conflicts solved inside and outside the park	%		2012	P A	30,00	50,00	80,00

Outcome: Sustainable land management improved

Indicator	Unit of Measure	Baseline	Baseline Year		2014	2015	End of project
Land under sustainable land use management according to agreement on communal land planning schemes	hectare		2013	P A	2.500,00	5.000,00	7.500,00
Farmers given access to improved agricultural services and investments	Farmers		2013	P A	300,00	2.200,00	2.500,00
Land under one or another new technological management	Hectare		2013	P A	200,00	1.300,00	1.500,00

Outputs: Annual Physical and Financial Progress 2013

Description	Unit of Measure	Physical				Financial			
		Planned	Actual	Accumulated units	EOP units	Planned	Actual	Accumulated costs	EOP costs
Strengthening local governance									
Municipal land use plan established	Plans				10,00	11.000,00	2.147,00		350.000,00
Macaya National Park management unit established	Management unit				1,00	220.000,00	207.227,00		545.850,00
Land and forest management									
Forest cover restored	trees	40.000,00			380.000,00	138.040,00			420.000,00
Farmers supported by the project	Farmers				450,00				400.000,00
Rain water harvesting structures built	structure				15,00				176.000,00
Local regulatory framework for land tenure									
Macaya National Park limits established and accepted	Kilometers				1,00	52.500,00	18.599,00		1.036.364,00
Monitoring emissions Green House Gases									
Green House Gases emissions and carbon stock monitored inside Macaya Park	system				1,00	50.000,00			208.150,00
Project management									
Project management	N/A					136.000,00	117.868,00		300.000,00
TOTAL						607.540,00	345.841,00		3.436.364,00