











Results Matrix

Outcomes								
Outcome:	1 Generation and dissemination of knowledge about Transportation Sector private business models in the region, with a focus on blic Transportation.							
Indicators	Flags*	Unit of Measure	Baseline	Baseline Year	Means of verification	2023		EOP
1.1 Number of countries where results of the study have been presented & internalized by counterparts		# countries	0.00	2021	minutes or the presentations approved by the executing agency of the program	P	6.00	6.00
						P(a)	6.00	6.00
						A		0.00
1.2 Number of specialists proficient in the topic and able to lead dialogues with counter parts		# specialists	0.00	2021	Course certifications/badges approved	P	6.00	6.00
						P(a)	6.00	6.00
						A		0.00
Outcome:	2 Generation and dissemination of knowledge about Transportation Sector private business models in the region, with a focus on ban Logistics.							
Indicators	Flags*	Unit of Measure	Baseline	Baseline Year	Means of verification	2023		EOP
2.1 Number of countries where the Bank has a dialogue on public policies related to Urban Logistics		# countries	0.00	2021	minutes or the presentations approved by the executing agency of the program	P	4.00	4.00
						P(a)	4.00	4.00
						A		0.00
2.2 Number of specialists proficient in the topic and able to lead dialogues with counter parts		# specialists	0.00	2021	Course certifications/badges approved	P	4.00	4.00
						P(a)	4.00	4.00
						A		0.00

 CRF Indicator

Outputs: Annual Physical and Financial Progress

1 Public Transportation business models and future						Physical Progress					Financial Progress					Theme	Fund	Flags
Outputs	Output Description	Unit of Measure	Baseline	Baseline Year	Means of verification	2021	2022	2023	EOP	2021	2022	2023	EOP					
1.1 Technical notes created	Private Participation in Public Transportation in LAC	Notes (#)	0	2021	Document finalized and approved by the executing agency of the program	P	0	1	0	1	P	27000	63000	0	90000	Sustainable Infrastructure	INF	
						P(a)	0	1	0	1	P(a)	27000	63000	0	63000			
						A	0			0	A							
1.2 New databases created	Regional Public Transportation Operators Data Base	Databases (#)	0	2021	Database created and approved by the executing agency of the program	P	0	1	0	1	P	6000	14000	0	20000	Sustainable Cities	INF	
						P(a)	0	1	0	1	P(a)	6000	14000	0	14000			
						A	0			0	A							
1.3 Operational manuals developed	PBL Matrix framework designed	Manuals (#)	0	2021	Document finalized and approved by the executing agency of the program	P	0	0	1	1	P	12000	28000	0	40000	Sustainable Infrastructure	INF	
						P(a)	0	0	1	1	P(a)	12000	28000	0	28000			
						A	0			0	A							
2 The new frontier of last mile logistics						Physical Progress					Financial Progress							
Outputs	Output Description	Unit of Measure	Baseline	Baseline Year	Means of verification	2021	2022	2023	EOP	2021	2022	2023	EOP	Theme	Fund	Flags		
2.1 Policies designed	Urban Logistics Profile and Policy Recommendations	Policies (#)	0	2021	Document finalized and approved by the executing agency of the program	P	0	1	2	3	P	0	35000	15000	50000	Sustainable Infrastructure	INF	
						P(a)	0	1	2	3	P(a)	0	35000	15000	50000			
						A	0			0	A							
2.2 New databases created	Urban Logistics Private Firms Database	Databases (#)	0	2021	Database created and approved by the executing agency of the program	P	0	0	1	1	P	0	6000	14000	20000	Sustainable Cities	INF	
						P(a)	0	0	1	1	P(a)	0	6000	14000	20000			
						A	0			0	A							
2.3 Working Papers prepared	Efficiency Frontier for Urban Logistics in LAC	Papers (#)	0	2021	Document finalized and approved by the executing agency of the program	P	0	0	1	1	P	0	6000	14000	20000	Sustainable Infrastructure	INF	
						P(a)	0	0	1	1	P(a)	0	6000	14000	20000			
						A	0			0	A							
2.4 Technical notes created	Urban Logistics Platform conceptual design	Notes (#)	0	2021	Document finalized and approved by the executing agency of the program	P	0	0	1	1	P	0	42000	18000	60000	Sustainable Cities	INF	
						P(a)	0	0	1	1	P(a)	0	42000	18000	60000			
						A	0			0	A							
2.5 Operational manuals developed	PBL Matrix Framework for Urban Logistics	Manuals (#)	0	2021	Document finalized and approved by the executing agency of the program	P	0	1	0	1	P	12000	28000	0	40000	Sustainable Infrastructure	INF	
						P(a)	0	1	0	1	P(a)	12000	28000	0	28000			
						A	0			0	A							
3 Dissemination and Training						Physical Progress					Financial Progress							
Outputs	Output Description	Unit of Measure	Baseline	Baseline Year	Means of verification	2021	2022	2023	EOP	2021	2022	2023	EOP	Theme	Fund	Flags		
3.1 Training products developed	Online courses	Products (#)	0	2021	Online course published and approved by the executing agency of the program	P	0	0	2	2	P	32000	0	0	32000	Sustainable Cities	INF	
						P(a)	0	0	2	2	P(a)	32000	0	0	0			
						A	0			0	A							
3.2 Training workshops delivered	Courses and Knowledge Dissemination	Workshops (#)	0	2021	Minutes of the workshops approved by the executing agency of the program	P	0	1	1	2	P	0	0	8000	8000	Sustainable Cities	INF	
						P(a)	0	1	1	2	P(a)	0	0	8000	8000			
						A	0			0	A							

Other Cost

Total Cost

	2021	2022	2023	Total Cost
P	\$89,000.00	\$222,000.00	\$69,000.00	\$380,000.00
P(a)	\$89,000.00	\$222,000.00	\$69,000.00	\$291,000.00
A				

 CRF Indicator

 Standard Output Indicator