








Results Matrix

Outcomes

Outcome:	1 Technical support in the development of sustainable, low carbon infrastructure and PPP										
Indicators	Flags*	Unit of Measure	Baseline	Baseline Year	Means of verification		2021	2022	2023	2024	EOP
1.1 Technical documents in the development of sustainable, low carbon infrastructure and PPP offered		Technical documents (#)	0.00	2021	Technical studies delivered	P	0.00	0.00	0.00	2.00	2.00
						P(a)	0.00	0.00	0.00	2.00	2.00
						A					

 CRF Indicator

Outputs: Annual Physical and Financial Progress

1 Climate resilience and socioenvironmental impacts						Physical Progress						Financial Progress								
Outputs	Output Description	Unit of Measure	Baseline	Baseline Year	Means of verification		2021	2022	2023	2024	EOP		2021	2022	2023	2024	EOP	Theme	Fund	Flags
1.1 Social impact assessment completed	Right of way and potential social impacts and land acquisitions	Assessments (#)	0	2021	Technical studies delivered	P	0	1	0	0	1	P	10000	25000	15000	0	50000	Sustainable Infrastructure	ACL	
						P(a)	0	1	0	0	1	P(a)	10000	25000	15000	0	40000			
						A						A								
1.2 Environmental impact assessment completed	Additional studies in climate and disasters resilience and socioenvironmental aspects	Assessments (#)	0	2021	Technical studies delivered	P	0	0	1	0	1	P	40000	75000	65000	0	180000	Sustainable Infrastructure	ACL	
						P(a)	0	0	1	0	1	P(a)	40000	75000	65000	0	140000			
						A						A								
1.3 Gender assessment completed	Additionality and social impact such as gender and job creation that considers inclusion (diversity)	Assessments (#)	0	2021	Technical studies delivered	P	0	0	1	0	1	P	10000	10000	0	0	20000	Sustainable Infrastructure	INF	
						P(a)	0	0	1	0	1	P(a)	10000	10000	0	0	10000			
						A						A								
2 CA-9 Corridor management model studies						Physical Progress						Financial Progress								
Outputs	Output Description	Unit of Measure	Baseline	Baseline Year	Means of verification		2021	2022	2023	2024	EOP		2021	2022	2023	2024	EOP	Theme	Fund	Flags
2.1 Assessment of the PPP option completed	Review, comparison and analysis of alternative financing and management models for CA-9 Corridor, including	Assessments (#)	0	2021	Technical studies delivered	P	0	0	1	0	1	P	30000	50000	20000	0	100000	Sustainable Infrastructure	INF	
						P(a)	0	0	1	0	1	P(a)	30000	50000	20000	0	70000			
						A						A								
2.2 PPP organizational set-up completed	Training and strengthening of CIV on issues related to the identification, selection, preparation, structuring, bidding	Plans (#)	0	2021	Technical studies delivered	P	0	0	0	1	1	P	0	15000	20000	15000	50000	Sustainable Infrastructure	INF	
						P(a)	0	0	0	1	1	P(a)	0	15000	20000	15000	50000			
						A						A								
2.3 Technical notes created	Dissemination material	Notes (#)	0	2021	Publications finalized	P	0	0	0	2	2	P	0	0	0	20000	20000	Sustainable Infrastructure	INF	
						P(a)	0	0	0	2	2	P(a)	0	0	0	20000	20000			
						A						A								
2.4 Participants in intraregional exchange receiving advisory services	Training and strengthening of CIV, including benchmarking of alternative private participation models	Individuals (#)	0	2021	Final report including list of participants	P	0	0	15	30	45	P	0	0	10000	20000	30000	Sustainable Infrastructure	INF	
						P(a)	0	0	15	30	45	P(a)	0	0	10000	20000	30000			
						A	0				0	A								

Other Cost

Total Cost

	2021	2022	2023	2024	Total Cost
P	\$90,000.00	\$175,000.00	\$130,000.00	\$55,000.00	\$450,000.00
P(a)	\$90,000.00	\$175,000.00	\$130,000.00	\$55,000.00	\$360,000.00
A					

 CRF Indicator  Standard Output Indicator