







Results Matrix

Outcomes									
Outcome:	1 Knowledge and indicators for evidence-based policy making produced								
Indicators	Flags*	Unit of Measure	Baseline	Baseline Year	Means of verification		2020	2021	EOP
1.1 Number of downloads of documents		# Downloads	0.00	2020	it corresponds to the total number of downloads from the IDB website of published documents	P	0.00	0.00	300.00
						P(a)	0.00	0.00	300.00
						A			
Outcome:	2 Creative Economy policy capacity improved								
Indicators	Flags*	Unit of Measure	Baseline	Baseline Year	Means of verification		2020	2021	EOP
2.1 Number of policymakers and practitioners trained		# of Trainees (#)	0.00	2020	it corresponds to the total number of participants in the training activities of the project	P	0.00	20.00	40.00
						P(a)	0.00	20.00	40.00
						A			
Outcome:	3 Creative Economy Policies in LAC strengthened								
Indicators	Flags*	Unit of Measure	Baseline	Baseline Year	Means of verification		2020	2021	EOP
3.1 Number of citations in policy documents in LAC countries		# Citations	0.00	2020	it corresponds to the total number of citation of documents and/or data produced by the project in	P	0.00	0.00	5.00
						P(a)	0.00	0.00	5.00
						A			

 CRF Indicator

Outputs: Annual Physical and Financial Progress

1 Statistical information and analytical research						Physical Progress					Financial Progress					Theme	Fund	Flags
Outputs	Output Description	Unit of Measure	Baseline	Baseline Year	Means of verification	2020	2021	2022	EOP	2020	2021	2022	EOP					
1.1 New databases created	2 datasets on impact of COVID-19 on ICC and skill supply and skill demand	Databases (#)	0	2020	TCM reports & IDB Publications database	P	0	1	1	2	P	0	40000	45000	85000	Institutional Development	INS	
						P(a)	0	1	1	2	P(a)	0	40000	45000	85000			
						A	0			0	A	0			0			
1.2 Technical notes created	Technical Notes on impact of COVID, skill demand and new business models	Notes (#)	0	2020	TCM Reports & IDB Publications database	P	0	1	2	3	P	0	25000		25000	Institutional Development	INS	
						P(a)	0	1	2	3	P(a)	0	25000		25000			
						A	0			0	A	0			0			
2 Capacity building and institutional strengthening						Physical Progress					Financial Progress					Theme	Fund	Flags
Outputs	Output Description	Unit of Measure	Baseline	Baseline Year	Means of verification	2020	2021	2022	EOP	2020	2021	2022	EOP					
2.1 Training products developed	Training program to foster the capacity to formulate and implement post-COVID-19 economic recovery policies	Products (#)	0	2020	TCM Reports	P	0	0	1	1	P	0	10000	20000	30000	Institutional Development	INS	
						P(a)	0	0	1	1	P(a)	0	10000	20000	30000			
						A	0			0	A	0			0			
2.2 Discussion papers developed	Operational inputs on policy instruments for creative economic recovery	Papers (#)	0	2020	TCM Reports & IDB Publications database	P	0	2	0	2	P	0	20000	10000	30000	Institutional Development	INS	
						P(a)	0	2	0	2	P(a)	0	20000	10000	30000			
						A	0			0	A	0			0			
3 Creative economic recovery strategies promotion						Physical Progress					Financial Progress					Theme	Fund	Flags
Outputs	Output Description	Unit of Measure	Baseline	Baseline Year	Means of verification	2020	2021	2022	EOP	2020	2021	2022	EOP					
3.1 Policy dialogue events organized	Virtual policy dialogue events	Events (#)	0	2020	TCM Reports	P	0	1	1	2	P	0	2500	2500	5000	Institutional Development	INS	
						P(a)	0	1	1	2	P(a)	0	2500	2500	5000			
						A	0			0	A	0			0			
3.2 Strategies designed	Creative economic recovery strategies and plans	Strategies (#)	0	2020	TCM Reports	P	0	2	1	3	P	0	25000	50000	75000	Institutional Development	INS	
						P(a)	0	2	1	3	P(a)	0	25000	50000	75000			
						A	0			0	A	0			0			

Other Cost

Total Cost

	2020	2021	2022	Total Cost
P		\$122,500.00	\$127,500.00	\$250,000.00
P(a)		\$122,500.00	\$127,500.00	\$250,000.00
A				

 CRF Indicator

 Standard Output Indicator