








Results Matrix

Outcomes											
Outcome:		1 Greater knowledge about the regional IPG methodology by the relevant authorities and key actors									
Indicators		Flags*	Unit of Measure	Baseline	Baseline Year	Means of verification		2022	2023	2024	EOP
1.1 Public and private sector entities that know about the regional IPG methodology			(#) entities	433.00	2022	IPG monitoring report	P	3.00	6.00	6.00	15.00
							P(a)	3.00	6.00	6.00	12.00
							A				
1.2 Women Business Networks, International Organizations and/or Think Tanks that know about the Regional IPG			(#) entities	23.00	2022	IPG monitoring report	P	3.00	3.00	3.00	9.00
							P(a)	3.00	3.00	3.00	6.00
							A				
Outcome:		2 Greater commitment of public and private entities to close gender economic gaps through public private alliances generated through the IPG									
Indicators		Flags*	Unit of Measure	Baseline	Baseline Year	Means of verification		2022	2023	2024	EOP
2.1 Public and private entities that adhere to the IPG, measure their gender economic gaps with a diagnostic tool, or			(#) entities	418.00	2022	IPG monitoring report	P	5.00	20.00	20.00	45.00
							P(a)	5.00	20.00	20.00	40.00
							A				
2.2 Public and private entities that implement an action to address gender economic gaps in the framework of IPG			(#) Action plans	13.00	2022	IPG monitoring report	P	2.00	4.00	4.00	10.00
							P(a)	2.00	4.00	4.00	8.00
							A				
Outcome:		3 Greater integration of employment issues with a gender perspective in the Bank's operations									
Indicators		Flags*	Unit of Measure	Baseline	Baseline Year	Means of verification		2022	2023	2024	EOP
3.1 IDB operations that integrate actions to generate or support quality jobs for women			(#) operations	0.00	2022	Project documents in Convergence	P	0.00	1.00	1.00	2.00
							P(a)	0.00	1.00	1.00	2.00
							A				
Outcome:		4 Greater knowledge and use of tools necessary to strengthen women's leadership and improve their managerial functions									
Indicators		Flags*	Unit of Measure	Baseline	Baseline Year	Means of verification		2022	2023	2024	EOP
4.1 Emerging women leaders from the public sector participate in an online women's leadership program			(#) female civil servants	5,000.00	2022	Online course package completed and archived in EzShare; Statistics on number of participants	P	3,000.00	2,000.00	1,000.00	6,000.00
							P(a)	3,000.00	2,000.00	1,000.00	3,000.00
							A				
4.2 Actions to promote women's leadership by IPG public and private sector members implemented			(#) Actions	0.00	2022	IPG monitoring report	P	0.00	1.00	0.00	1.00
							P(a)	0.00	1.00	0.00	1.00
							A				

 CRF Indicator

Outputs: Annual Physical and Financial Progress

1 Design and implementation of the IPG National Action Plans						Physical Progress				Financial Progress				Theme	Fund	Flags		
Outputs	Output Description	Unit of Measure	Baseline	Baseline Year	Means of verification	2022	2023	2024	EOP	2022	2023	2024	EOP					
1.1 Workshops organized	National IPG workshops organized	Workshops (#)	82	2022	List of program participants, workshop agenda, IPG monitoring report	P	1	1	1	3	P	10000	25000	25000	60000	Gender and Diversity	W2E	
						P(a)	1	1	1	2	P(a)	10000	25000	25000	50000			
						A					A							
1.2 Action plans implemented	Action plan designed and/or sub-actions implemented in Honduras and transitions initiated in Colombia, Costa Rica	Action Plans (#)	6	2022	Action Plans and Transitions plans approved and archived in EZShare	P	0	1	5	6	P	30000	30000		60000	Gender and Diversity	W2E	
						P(a)	0	1	5	6	P(a)	30000	30000		30000			
						A					A							
2 Support and synergies between the IPGs and Bank operations						Physical Progress				Financial Progress				Theme	Fund	Flags		
Outputs	Output Description	Unit of Measure	Baseline	Baseline Year	Means of verification	2022	2023	2024	EOP	2022	2023	2024	EOP					
2.1 Technical assistance to IDB operations to integrate MAEG component		IDB operations (#)	0	2022	Gender component integrated in IDB loans or technical cooperations; technical assistance reports provided by consultant	P		1	1	2	P	0	20000	25000	45000	Gender and Diversity	W2E	
						P(a)		1	1	2	P(a)	0	20000	25000	45000			
						A					A							
2.2 Technical notes created	Technical note on how to recuperate, create and transform jobs for women	Notes (#)	0	2022	Technical note completed and archived in ezShare	P	0	0	1	1	P	0	0	15000	15000	Gender and Diversity	W2E	
						P(a)				0	P(a)	0	0	15000	15000			
						A					A							
3 Sustainability and dissemination of the regional IPG methodology						Physical Progress				Financial Progress				Theme	Fund	Flags		
Outputs	Output Description	Unit of Measure	Baseline	Baseline Year	Means of verification	2022	2023	2024	EOP	2022	2023	2024	EOP					
3.1 Awareness raising campaigns designed/implemented		Campaigns (#)	130	2022	Facebook and twitter posts, and social media data.	P	3	6	6	15	P	5000	5000	5000	15000	Gender and Diversity	W2E	
						P(a)	3	6	6	12	P(a)	5000	5000	5000	10000			
						A					A							
3.2 Technical notes created	Studies on public/private partnerships to close gender economic gaps, including IPG	Notes (#)	0	2022	Study completed and archived in EzShare	P	0	0	1	1	P	0	0	10000	10000	Gender and Diversity	W2E	
						P(a)	0	0	1	1	P(a)	0	0	10000	10000			
						A					A							
3.3 Technical notes created	Systematization of the IPG transition models	Notes (#)	0	2022	Study completed and archived in EzShare	P	0	0	1	1	P	30000	30000	30000	90000	Gender and Diversity	W2E	
						P(a)	0	0	1	1	P(a)	30000	30000	30000	60000			
						A					A							
3.4 Workshops organized	Regional events to exchange lessons learned in implementation of IPG	Workshops (#)	15	2022	Regional IPG events to exchange best practices and lessons learned	P	0	1	1	2	P		30000	30000	60000	Gender and Diversity	W2E	
						P(a)	0	1	1	2	P(a)		30000	30000	60000			
						A					A							
4 Promotion of women's leadership						Physical Progress				Financial Progress				Theme	Fund	Flags		
Outputs	Output Description	Unit of Measure	Baseline	Baseline Year	Means of verification	2022	2023	2024	EOP	2022	2023	2024	EOP					
4.1 Training products developed	MOOC Online leadership program for women updated and translated to English	Products (#)	0	2022	Online program	P	0	1	0	1	P		20000		20000	Gender and Diversity	W2E	
						P(a)	0	1	0	1	P(a)		20000		20000			
						A					A							
4.2 Technical assistance to IPG actions on women's leadership		IPG (#)	0	2022	IPG monitoring report	P	0	1	0	1	P		25000		25000	Gender and Diversity	W2E	
						P(a)	0	1	0	1	P(a)		25000		25000			
						A					A							

Other Cost

Total Cost

	2022	2023	2024	Total Cost
P	\$75,000.00	\$185,000.00	\$140,000.00	\$400,000.00
P(a)	\$75,000.00	\$185,000.00	\$140,000.00	\$325,000.00
A				

 CRF Indicator

 Standard Output Indicator