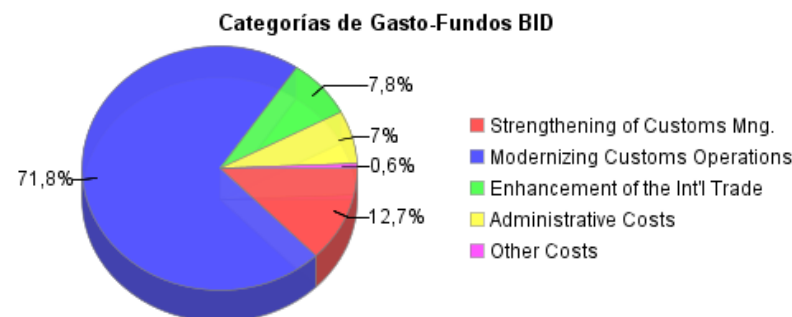
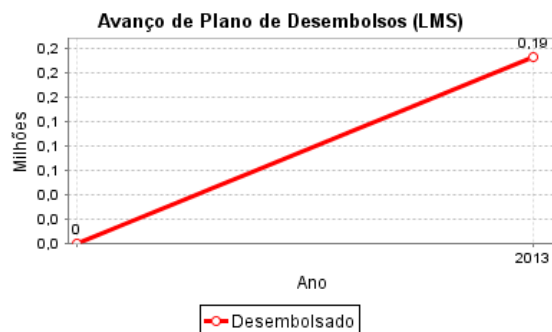
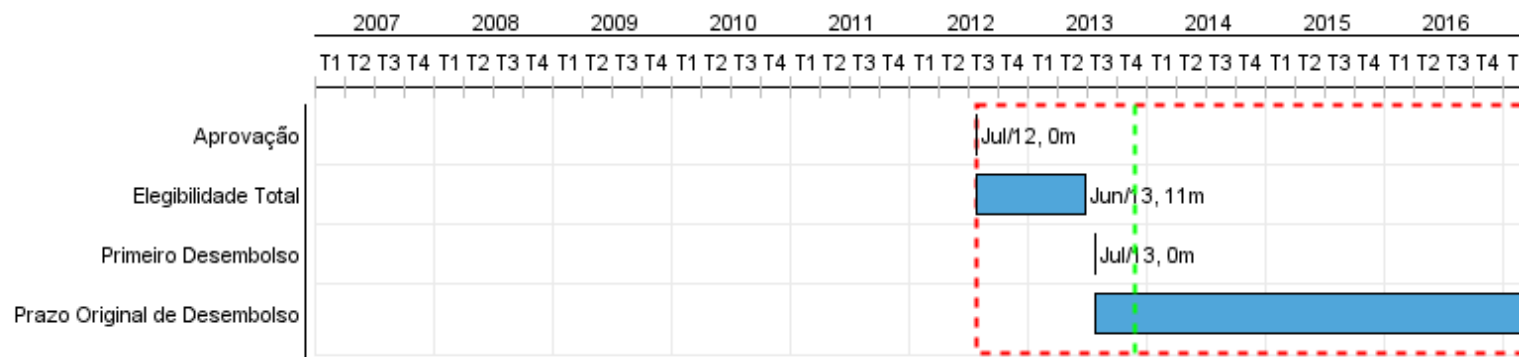


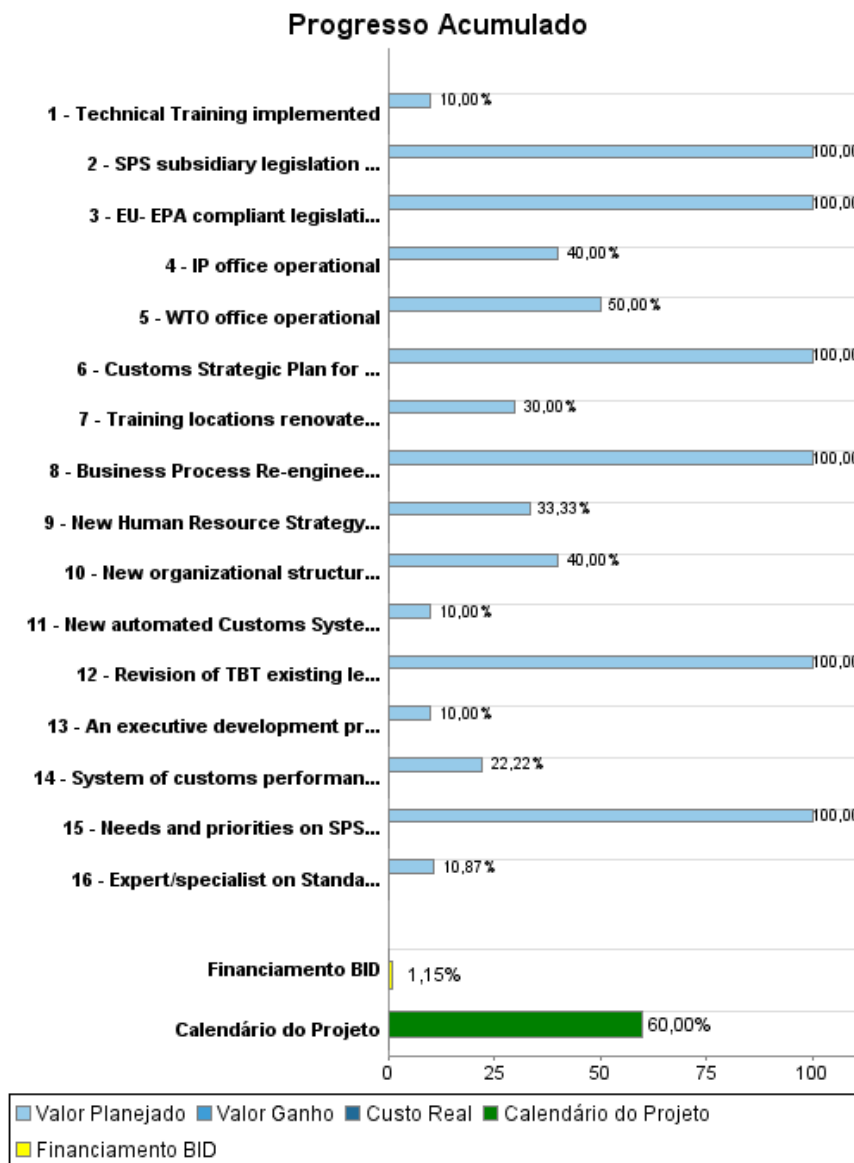
Relatório Resumido

Dados Gerais	Fundos Disponíveis (US\$)	Custo Total e Fonte
Executor: The Bahamas Customs Department		
Setor: TRADE-TRADE FACILITATION, TRADE LOGISTICS AND CUSTOMS		
Número da Operação: 2756/OC-BH	Atual: 16.500.000,00	Original BID: 16.500.000,00
Estágio: Approved	Desembolsado: 190.000,00	Corrente BID: 16.500.000,00
Tipo Operação: INV - Investimento	% Desembolsado: 1,15	Pari-passu: 100,00
Operação Relacionada: BH-T1011, RG-P1478	Saldo: 16.310.000,00	Cofinanciamento/País:
Subtipo de Operação: ESP - Specific Investment Operation		Original Estimado: 16.500.000,00
		Período de Amortização (meses): 234

Categoria do impacto social	Reformulação	Validação
Categoria do impacto social: Nenhum	() Os objetivos do projeto foram reformulados?	Validado pelo Chefe de Divisão: 27-sep-2013 Validado pelo Representante do País: 07-oct-2013



Progresso Acumulado até 2013



Resultados

Resultado: Institutional Capacity of Customs Strengthened

Indicador	Unidade Medida	Linha Base	Ano Linha Base		Final do Projeto
Increase the level of competence of customs officers in delivery of services by providing specialized training	Level scale	5,00	2012	P A	9,00
Increase the level of satisfaction by the users of the Customs services	Level scale	3,00	2012	P A	9,00
Reduce the cost of collecting revenue by 15%	%	2,80	2012	P A	2,40

Resultado: Customs Operations Modernized

Indicador	Unidade Medida	Linha Base	Ano Linha Base		Final do Projeto
Number of electronic and in advance cargo manifest as a percentage of Total cargo manifest received increases	%	25,00	2012	P A	85,00
Percentage of Customs import and export declarations submitted electronically increases	%	2,00	2012	P A	95,00
Percentage of duties and taxes paid electronically increases	%		2012	P A	80,00
Reduction of percentage of import declarations assigned to physical and hard-copy document verifications	%	80,00	2012	P A	10,00
Percentage increase in the number of positive hits obtained by the risk management system	%	5,00	2012	P A	50,00
Increase the number of Post Clearance Audits conducted by Customs	Number of audits		2012	P A	25,00
Increase the number of seizures made (customs interdictions)	# of seizures per year	60,00	2012	P A	120,00
Reduce average time to clear an import declaration	hour	24,00	2012	P A	7,20
Cost to prepare an import/export declaration by use of electronic submission decreases	US\$	20,00	2012	P A	

Resultado: International Trade Institutional Platform enhanced

Indicador	Unidade Medida	Linha Base	Ano Linha Base		Final do Projeto
Score of Basic Indicator of Administration of Trade Agreements increases	Number of Points	550,00	2012	P A	675,00
Increased participation of trade related institution in the implementation of trade agreements and the accession to the WTO	Number of Institutions		2012	P A	5,00
Increased of level of expertise of officials handling trade related issues (WTO Accession and EU-EPA implementation)	Scale number	2,00	2012	P A	9,00

Produtos: Progresso Físico e Financeiro Anual 2013

Descrição	Unidade de medida	Físico				Financeiro			
		Planejado	Atual	Unidades Acumuladas	Unidades FDP	Planejado	Atual	Custos Acumulados	Custos FDP
Strengthening of Institutional Capacity at Bahamas Customs Department									
Customs Strategic Plan for period 2013-2017 drafted and approved	plans	1,00			1,00	90.000,00			90.000,00
New organizational structure in place and operational	structure	0,40			1,00	144.000,00			360.000,00
New Human Resource Strategy and Development Plan drafted	Strategy	0,30			1,00	100.000,00			300.000,00
Training locations renovated and operational	locations	0,30			2,00	120.000,00			400.000,00
An executive development programme implemented	program	0,10			1,00	150.000,00			1.500.000,00
Technical Training implemented	days	0,10			10,00	70.000,00			700.000,00
HR software system covering: general HR management and training implemented	system				1,00				370.000,00
Internal and External Communication Strategy Developed and implemented	Strategy				1,00				60.000,00
System of customs performance indicators operational and website	Systems	0,20			1,00	20.000,00			90.000,00
Modernizing customs operations									
Business Process Re-engineering phase completed for all regulatory agencies involved in the import/export process	Report	1,00			1,00	700.000,00			700.000,00
New automated Customs System(s) in operation	Systems	0,10			1,00	600.000,00			6.000.000,00
Customs data communications environment network upgraded and improved	networks				1,00				845.000,00
Risk Management System designed and operational	Systems				1,00				1.200.000,00
Enforcement Assessment for Strategy elaborated	Strategies				1,00				120.000,00
K9 Unit implemented	units				1,00				600.000,00
Outboard boats for the Marine Unit purchased and operational	boats				3,00				600.000,00
Portable communications equipment purchased and operational	equipment				128,00				320.000,00
Electronic Single Window fully operational	Electronic Single Window				1,00				1.000.000,00
Case Management software	systems				1,00				45.000,00
AEO Program drafted and implemented	programs				1,00				115.000,00
Enhancement of the international trade institutional platform									

RELATÓRIO DE MONITOREIO DE PROGRESSO

BH-L1016 - Trade Sector Support Programme
2013 1º período com fechamento em (31-Out-2013)

Banco Interamericano de Desenvolvimento - IDB

Escritório de Planejamento Estratégico e Efetividade no Desenvolvimento
Última Atualização do PMR: 20/09/2013

Descrição	Unidade de medida	Físico				Financeiro			
		Planejado	Atual	Unidades Acumuladas	Unidades FDP	Planejado	Atual	Custos Acumulados	Custos FDP
EU- EPA compliant legislation in competition policy assessed and drafted	laws	1,00			1,00	20.000,00			20.000,00
Needs and priorities on SPS laboratory and testing equipment assessed.	Report	1,00			1,00	10.000,00			10.000,00
SPS subsidiary legislation drafted	Laws	1,00			1,00	10.000,00			10.000,00
Revision of TBT existing legislation to bringing it into compliance with TBT international obligations	Report	1,00			1,00	15.000,00			15.000,00
Expert/specialist on Standards Bureau hired	expert	1,00			1,00	25.000,00			230.000,00
IP office operational	IP Office	0,40			1,00	156.000,00			390.000,00
Training of officers in negotiation skills, competition policy, IP, TBT, SPS issues, and trade remedies	Officials and Entrepreneurs				20,00				105.000,00
WTO office operational	Office	0,50			1,00	215.000,00			430.000,00
TOTAL						2.445.000,00			16.625.000,00