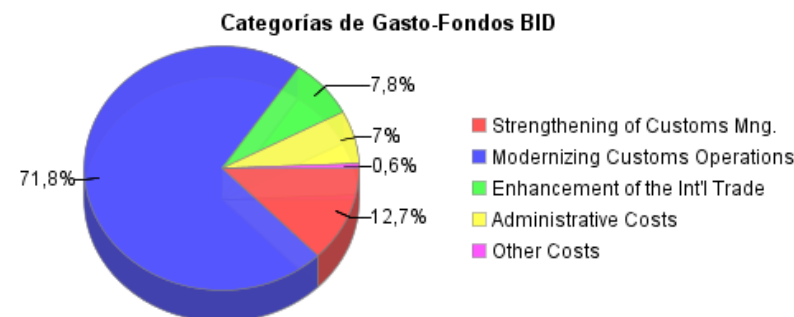
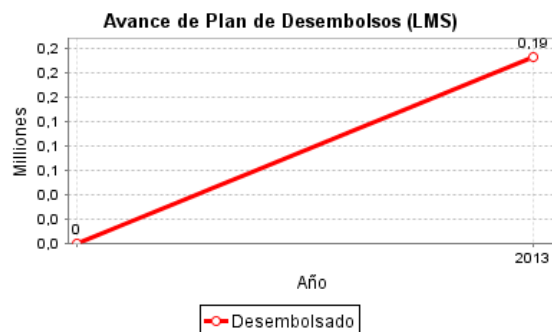
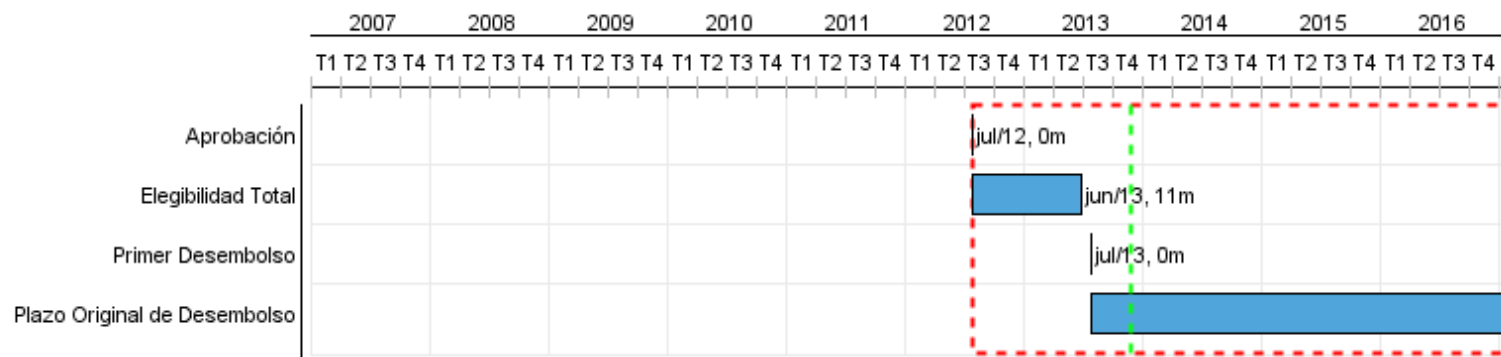


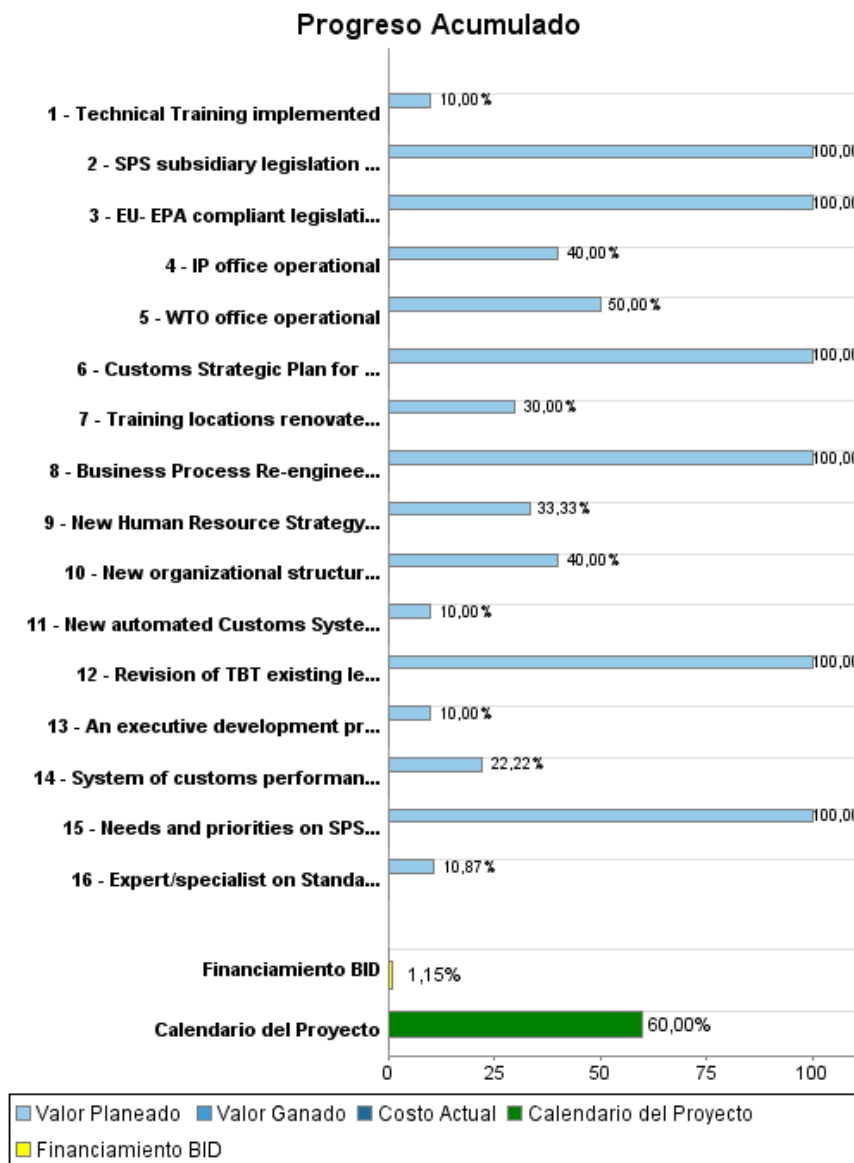
Informe Resumido

| Datos Básicos del Proyecto | | Fondos Disponibles (US\$) | Costo total y Fuente |
|-------------------------------|---|----------------------------------|----------------------|
| Agencia Ejecutora (AE): | The Bahamas Customs Department | | |
| Sector: | TRADE-TRADE FACILITATION, TRADE LOGISTICS AND CUSTOMS | | |
| Número(s) de Préstamo: | 2756/OC-BH | Monto Aprobado Actual: | 16.500.000,00 |
| Etapas: | Approved | Monto Desembolsado a la fecha: | 190.000,00 |
| Tipo de Operación: | INV - Inversión | % Desembolsado: | 1,15 |
| Operación(es) Relacionada(s): | BH-T1011, RG-P1478 | Saldo: | 16.310.000,00 |
| Subtipo de Operación: | ESP - Inversión Específica | | |
| | | BID Original: | 16.500.000,00 |
| | | Actual BID: | 16.500.000,00 |
| | | Pari-passu: | 100,00 |
| | | Co-financiamiento/País: | |
| | | Estimado Original: | 16.500.000,00 |
| | | Período de Amortización (meses): | 234 |

| Categoría de Impacto Ambiental y Social del Proyecto | Reformulación | Validación |
|---|--|--|
| Categoría de Impacto Ambiental y Social del Proyecto: Ninguno | () ¿El objetivo (s) del proyecto fue reformulado? | Validado por el Jefe de División: 27-sep-2013 Validado por Representante de País: 07-oct-2013 |



Progreso Acumulado al 2013



Resultados

| | |
|-------------------|--|
| Resultado: | Institutional Capacity of Customs Strengthened |
|-------------------|--|

| Indicador | Unidad de Medida | Línea de base | Año Línea de base | | Fin de Proyecto |
|--|------------------|---------------|-------------------|--------|-----------------|
| Increase the level of competence of customs officers in delivery of services by providing specialized training | Level scale | 5,00 | 2012 | P A | 9,00 |
| Increase the level of satisfaction by the users of the Customs services | Level scale | 3,00 | 2012 | P A | 9,00 |
| Reduce the cost of collecting revenue by 15% | % | 2,80 | 2012 | P A | 2,40 |

| | |
|-------------------|-------------------------------|
| Resultado: | Customs Operations Modernized |
|-------------------|-------------------------------|

| Indicador | Unidad de Medida | Línea de base | Año Línea de base | | Fin de Proyecto |
|---|------------------------|---------------|-------------------|--------|-----------------|
| Number of electronic and in advance cargo manifest as a percentage of Total cargo manifest received increases | % | 25,00 | 2012 | P A | 85,00 |
| Percentage of Customs import and export declarations submitted electronically increases | % | 2,00 | 2012 | P A | 95,00 |
| Percentage of duties and taxes paid electronically increases | % | | 2012 | P A | 80,00 |
| Reduction of percentage of import declarations assigned to physical and hard-copy document verifications | % | 80,00 | 2012 | P A | 10,00 |
| Percentage increase in the number of positive hits obtained by the risk management system | % | 5,00 | 2012 | P A | 50,00 |
| Increase the number of Post Clearance Audits conducted by Customs | Number of audits | | 2012 | P A | 25,00 |
| Increase the number of seizures made (customs interdictions) | # of seizures per year | 60,00 | 2012 | P A | 120,00 |
| Reduce average time to clear an import declaration | hour | 24,00 | 2012 | P A | 7,20 |
| Cost to prepare an import/export declaration by use of electronic submission decreases | US\$ | 20,00 | 2012 | P A | |

| | |
|-------------------|---|
| Resultado: | International Trade Institutional Platform enhanced |
|-------------------|---|

| Indicador | Unidad de Medida | Línea de base | Año Línea de base | | Fin de Proyecto |
|---|------------------------|---------------|-------------------|--------|-----------------|
| Score of Basic Indicator of Administration of Trade Agreements increases | Number of Points | 550,00 | 2012 | P A | 675,00 |
| Increased participation of trade related institution in the implementation of trade agreements and the accession to the WTO | Number of Institutions | | 2012 | P A | 5,00 |
| Increased of level of expertise of officials handling trade related issues (WTO Accession and EU-EPA implementation) | Scale number | 2,00 | 2012 | P A | 9,00 |

Productos: Progreso Físico y Financiero Anual 2013

| Descripción | Unidad de medida | Físico | | | | Financiero | | | |
|---|--------------------------|----------|--------|---------------------|--------------|------------|--------|-------------------|--------------|
| | | Planeado | Actual | Unidades Acumuladas | Unidades FDP | Planeado | Actual | Costos Acumulados | Costos FDP |
| Strengthening of Institutional Capacity at Bahamas Customs Department | | | | | | | | | |
| Customs Strategic Plan for period 2013-2017 drafted and approved | plans | 1,00 | | | 1,00 | 90.000,00 | | | 90.000,00 |
| New organizational structure in place and operational | structure | 0,40 | | | 1,00 | 144.000,00 | | | 360.000,00 |
| New Human Resource Strategy and Development Plan drafted | Strategy | 0,30 | | | 1,00 | 100.000,00 | | | 300.000,00 |
| Training locations renovated and operational | locations | 0,30 | | | 2,00 | 120.000,00 | | | 400.000,00 |
| An executive development programme implemented | program | 0,10 | | | 1,00 | 150.000,00 | | | 1.500.000,00 |
| Technical Training implemented | days | 0,10 | | | 10,00 | 70.000,00 | | | 700.000,00 |
| HR software system covering: general HR management and training implemented | system | | | | 1,00 | | | | 370.000,00 |
| Internal and External Communication Strategy Developed and implemented | Strategy | | | | 1,00 | | | | 60.000,00 |
| System of customs performance indicators operational and website | Systems | 0,20 | | | 1,00 | 20.000,00 | | | 90.000,00 |
| Modernizing customs operations | | | | | | | | | |
| Business Process Re-engineering phase completed for all regulatory agencies involved in the import/export process | Report | 1,00 | | | 1,00 | 700.000,00 | | | 700.000,00 |
| New automated Customs System(s) in operation | Systems | 0,10 | | | 1,00 | 600.000,00 | | | 6.000.000,00 |
| Customs data communications environment network upgraded and improved | networks | | | | 1,00 | | | | 845.000,00 |
| Risk Management System designed and operational | Systems | | | | 1,00 | | | | 1.200.000,00 |
| Enforcement Assessment for Strategy elaborated | Strategies | | | | 1,00 | | | | 120.000,00 |
| K9 Unit implemented | units | | | | 1,00 | | | | 600.000,00 |
| Outboard boats for the Marine Unit purchased and operational | boats | | | | 3,00 | | | | 600.000,00 |
| Portable communications equipment purchased and operational | equipment | | | | 128,00 | | | | 320.000,00 |
| Electronic Single Window fully operational | Electronic Single Window | | | | 1,00 | | | | 1.000.000,00 |
| Case Management software | systems | | | | 1,00 | | | | 45.000,00 |
| AEO Program drafted and implemented | programs | | | | 1,00 | | | | 115.000,00 |
| Enhancement of the international trade institutional platform | | | | | | | | | |

INFORME DE SEGUIMIENTO DE PROGRESO

BH-L1016 - Programa de Apoyo al Sector de Comercio Exterior
2013 1º período con cierre al (31-oct-2013)

Banco Interamericano de Desarrollo - BID

Oficina de Planificación Estratégica y Efectividad en el Desarrollo
Última Actualización del PMR: 20/09/2013

| Descripción | Unidad de medida | Físico | | | | Financiero | | | |
|---|-----------------------------|----------|--------|---------------------|--------------|---------------------|--------|-------------------|----------------------|
| | | Planeado | Actual | Unidades Acumuladas | Unidades FDP | Planeado | Actual | Costos Acumulados | Costos FDP |
| EU- EPA compliant legislation in competition policy assessed and drafted | laws | 1,00 | | | 1,00 | 20.000,00 | | | 20.000,00 |
| Needs and priorities on SPS laboratory and testing equipment assessed. | Report | 1,00 | | | 1,00 | 10.000,00 | | | 10.000,00 |
| SPS subsidiary legislation drafted | Laws | 1,00 | | | 1,00 | 10.000,00 | | | 10.000,00 |
| Revision of TBT existing legislation to bringing it into compliance with TBT international obligations | Report | 1,00 | | | 1,00 | 15.000,00 | | | 15.000,00 |
| Expert/specialist on Standards Bureau hired | expert | 1,00 | | | 1,00 | 25.000,00 | | | 230.000,00 |
| IP office operational | IP Office | 0,40 | | | 1,00 | 156.000,00 | | | 390.000,00 |
| Training of officers in negotiation skills, competition policy, IP, TBT, SPS issues, and trade remedies | Officials and Entrepreneurs | | | | 20,00 | | | | 105.000,00 |
| WTO office operational | Office | 0,50 | | | 1,00 | 215.000,00 | | | 430.000,00 |
| TOTAL | | | | | | 2.445.000,00 | | | 16.625.000,00 |