








Results Matrix

Outcomes

Outcome:	1 An increase in the number of HUD operations and knowledge products that include gender and diversity
	CRF Indicator

Outputs: Annual Physical and Financial Progress

1 Support Gender and Diversity Actions in the Housing and Urban Development Programs and Operations						Physical Progress					Financial Progress					Theme	Fund	Flags
Outputs	Output Description	Unit of Measure	Baseline	Baseline Year	Means of verification	2021	2022	2023	EOP	2021	2022	2023	EOP					
1.1 Prefeasibility Studies undertaken	Development of documents (studies) in support of operations in design in the Housing and urban Development Sector	Studies (#)	0	2021	Consultants final report	P	0	2	1	3	P	0	40000	30000	70000	Gender and Diversity	SUS	
						P(a)	0	2	1	3	P(a)	0	40000	30000	70000			
						A	0			0	A	0			0			
1.2 Workshops organized	Training workshops delivered to project teams and executing agencies with a specific focus on gender and diversity	Workshops (#)	0	2021	Event documents (invites, participants, list)	P	0	2	2	4	P	0	40000	40000	80000	Gender and Diversity	SUS	
						P(a)	0	2	2	4	P(a)	0	40000	40000	80000			
						A	0			0	A	0			0			
1.3 Impact evaluations designed	Generation of impact evaluations studies of completed HUD operations, with a specific focus on gender and diversity	Evaluations (#)	0	2021	Consultants final evaluation report	P	0	1	0	1	P	0	50000	0	50000	Gender and Diversity	SUS	
						P(a)	0	1	0	1	P(a)	0	50000	0	50000			
						A	0			0	A	0			0			
2 Support Knowledge Generation and Dissemination of Gender and Diversity Issues in the Housing and Urban Development Sector						Physical Progress					Financial Progress							
Outputs	Output Description	Unit of Measure	Baseline	Baseline Year	Means of verification	2021	2022	2023	EOP	2021	2022	2023	EOP	Theme	Fund	Flags		
2.1 Discussion papers developed	Publications on development challenges facing gender and diversity populations in LAC cities	Papers (#)	0	2021	Discussion papers disseminated	P	0	1	1	2	P	0	50000	50000	100000	Gender and Diversity	SOC	
						P(a)	0	1	1	2	P(a)	0	50000	50000	100000			
						A	0			0	A	0			0			
2.2 Seminars organized	Dissemination activities for Bank staff, policy makers and key stakeholders	Seminars (#)	0	2021	Event documents (invites, participants, list)	P	1	1	2	4	P	5000	20000	25000	50000	Gender and Diversity	SOC	
						P(a)	1	1	2	3	P(a)	5000	20000	25000	45000			
						A	0			0	A	0			0			

Other Cost

Total Cost

	2021	2022	2023	Total Cost
P	\$5,000.00	\$200,000.00	\$145,000.00	\$350,000.00
P(a)	\$5,000.00	\$200,000.00	\$145,000.00	\$345,000.00
A				