




Results Matrix

Outcomes

Outcome:	1 Promote the increase of Argentine exports of High Value Added Goods and Services									
Indicators	Flags*	Unit of Measure	Baseline	Baseline Year	Means of verification		2022	2023	2024	EOP
1.1 Strategies Designed		Strategies (#)	0.00	2022	Final Report	P	1.00	2.00	1.00	4.00
						P(a)	1.00	2.00	1.00	4.00
						A				
1.2 Diagnostics and assessments completed		Diagnostics (#)	0.00	2022	Final Report	P	1.00	0.00	0.00	1.00
						P(a)	1.00	0.00	0.00	1.00
						A				
1.3 Training products developed		Reports (#)	0.00	2022	Final Report	P	0.00	1.00	0.00	1.00
						P(a)	0.00	1.00	0.00	1.00
						A				

 CRF Indicator

Outputs: Annual Physical and Financial Progress

1 1. Promotion of exports in knowledge-intensive goods and services						Physical Progress					Financial Progress							
Outputs	Output Description	Unit of Measure	Baseline	Baseline Year	Means of verification		2022	2023	2024	EOP		2022	2023	2024	EOP	Theme	Fund	Flags
1.1 Strategies designed	Diagnosis studies of the entire value chain of the Knowledge-Intensive Goods and Services (KIGS) sectors, including recommendations for specific improvements	Strategies (#)	0	2022	Final report	P	1	2	1	4	P	30000	45000	25000	100000	Regional Integration	W2D	
						P(a)	1	2	1	4	P(a)	30000	45000	25000	70000			
						A					A							
2 2. Talent attraction, retention and training to increase internationalization potential						Physical Progress					Financial Progress							
Outputs	Output Description	Unit of Measure	Baseline	Baseline Year	Means of verification		2022	2023	2024	EOP		2022	2023	2024	EOP	Theme	Fund	Flags
2.1 Diagnostics and assessments completed	Diagnosis study to understand the status quo of the talent skills and the measures to be taken to improve the availability of talent.	Diagnostics (#)	0	2022	Final report	P	1	0	0	1	P	15000	0	0	15000	Regional Integration	W2D	
						P(a)	1	0	0	1	P(a)	15000	0	0	0			
						A					A							
2.2 Training products developed	Pilot training and talent attraction programs to improve the availability of skills according to the needs of the private sector	Products (#)	0	2022	Final report with attendees and graduated students of the training programs	P	0	1	0	1	P	0	85000	0	85000	Regional Integration	W2D	
						P(a)	0	1	0	1	P(a)	0	85000	0	85000			
						A					A							

Other Cost

Total Cost

	2022	2023	2024	Total Cost
P	\$45,000.00	\$130,000.00	\$25,000.00	\$200,000.00
P(a)	\$45,000.00	\$130,000.00	\$25,000.00	\$155,000.00
A				

 CRF Indicator

 Standard Output Indicator