







Results Matrix

Outcomes

Outcome:	1 Incorporation of digitalization in transport projects by authorities for an efficient planning and operation of the ector.						
Indicators	Flags*	Unit of Measure	Baseline	Baseline Year	Means of verification	EOP	
1.1 Number of projects that are using technological tools or digital process for project planning, design or supervision.		Projects	0.00	2020	Use of the technological tool or digital process by the beneficiary entity (MOPC)	P	3.00
						P(a)	3.00
						A	
1.2 Number of transit agencies/municipalities using the guide.		Regulating agencies	0.00	2020	Use of the guide by the beneficiary entity (MOPC)	P	2.00
						P(a)	2.00
						A	

CRF Indicator

Outputs: Annual Physical and Financial Progress

1 Support to the Digitalization of the MOPC						Physical Progress					Financial Progress				Theme	Fund	Flags	
Outputs	Output Description	Unit of Measure	Baseline	Baseline Year	Means of verification	2021	2022	2023	EOP	2021	2022	2023	EOP					
1.1 Diagnostics and assessments completed	Comparative analysis that guide the implementation of best practices in digitalization of processes and use of	Diagnostics (#)	0	2020	Approval of report by the beneficiary entity (MOPC)	P	1			1	P	20000			20000	Digital Economy	INF	
						P(a)	1			1	P(a)	20000			20000			
						A					A							
1.2 Tools designed/strengthened	Technological Tools that serve to improve project design, execution and supervision	Tools (#)	0	2020	Use of the tool by the beneficiary entity (MOPC)	P		1		1	P	50000	50000		100000	Institutional Development	INF	
						P(a)		1		1	P(a)	50000	50000		100000			
						A					A							
2 Support to the development of sustainable urban mobility master plans						Physical Progress					Financial Progress				Theme	Fund	Flags	
Outputs	Output Description	Unit of Measure	Baseline	Baseline Year	Means of verification	2021	2022	2023	EOP	2021	2022	2023	EOP					
2.1 Operational manuals developed	Guide for the development of Sustainable Urban Mobility Masterplans	Manuals (#)	0	2020	Approval of report and its content by the beneficiary countries	P			1	1	P			30000	30000	Institutional Development	INF	
						P(a)			1	1	P(a)			30000	30000			
						A					A							
2.2 Diagnostics and assessments completed	Urban mobility technical study	Diagnostics (#)	0	2020	Use of the study by the beneficiary agencies	P			1	1	P		25000	25000	50000	Sustainable Infrastructure	INF	
						P(a)			1	1	P(a)		25000	25000	50000			
						A					A							

Other Cost

Total Cost

	2021	2022	2023	Total Cost
P	\$70,000.00	\$75,000.00	\$55,000.00	\$200,000.00
P(a)	\$70,000.00	\$75,000.00	\$55,000.00	\$200,000.00
A				

CRF Indicator

Standard Output Indicator