








Results Matrix

Outcomes

Outcome:	1 The nutritional status of school children in the Northern Caribbean Coast of Nicaragua evaluated.	
----------	---	--

CRF Indicator

Outputs: Annual Physical and Financial Progress

1 Diagnostic of nutritional status and feeding practices of school-age populations						Physical Progress					Financial Progress					Theme	Fund	Flags
Outputs	Output Description	Unit of Measure	Baseline	Baseline Year	Means of verification		2021	2022	2023	EOP		2021	2022	2023	EOP			
1.1 Surveys conducted	Survey of the nutritional status of school-age population in the Northern Caribbean Coast of Nicaragua	Surveys (#)				P	0	1	0	1	P	0	50000	0	50000	Education	CTY	
						P(a)	0	1	0	1	P(a)	0	50000	0	50000			
						A					A							
1.2 Supervision reports completed	Fieldwork report completed	Reports (#)				P	1	0	0	1	P	80000	0	0	80000	Education	CTY	
						P(a)	1	0	0	1	P(a)	80000	0	0	80000			
						A					A							
2 Analysis and Dissemination						Physical Progress					Financial Progress							
Outputs	Output Description	Unit of Measure	Baseline	Baseline Year	Means of verification		2021	2022	2023	EOP		2021	2022	2023	EOP	Theme	Fund	Flags
2.1 Social impact assessment completed	Survey analysis completed	Assessments (#)				P	0	0	1	1	P	0	0	10000	10000	Education	CTY	
						P(a)	0	0	1	1	P(a)	0	0	10000	10000			
						A					A							
2.2 Discussion papers developed	Technical Note developed	Papers (#)				P	0	0	1	1	P	0	0	8000	8000	Education	CTY	
						P(a)	0	0	1	1	P(a)	0	0	8000	8000			
						A					A							
2.3 Presentations delivered	Presentation delivered	Presentations (#)				P	0	0	1	1	P	0	0	2000	2000	Education	CTY	
						P(a)	0	0	1	1	P(a)	0	0	2000	2000			
						A					A							

Other Cost

Total Cost

	2021	2022	2023	Total Cost
P	\$80,000.00	\$50,000.00	\$20,000.00	\$150,000.00
P(a)	\$80,000.00	\$50,000.00	\$20,000.00	\$150,000.00
A				