






Results Matrix

Outcomes

Outcome:	1 Low carbon related policies reflected in planning and procurement processes and/or infrastructure investments increased									
Indicators	Flags*	Unit of Measure	Baseline	Baseline Year	Means of verification		2022	2023	2024	EOP
1.1 Number of low carbon related policies reflected in planning and procurement processes and/or infrastructure		#policies (guidelines)	0.00	2022	Policy guidelines for sustainable infrastructure financing and projects strengthening with green	P	0.00	0.00	2.00	2.00
						P(a)	0.00	0.00	2.00	2.00
						A	0.00			0.00

 CRF Indicator

Outputs: Annual Physical and Financial Progress

1 I. Green Financing for Sustainable Infrastructure Projects						Physical Progress					Financial Progress							
Outputs	Output Description	Unit of Measure	Baseline	Baseline Year	Means of verification		2022	2023	2024	EOP		2022	2023	2024	EOP	Theme	Fund	Flags
1.1 Diagnostics and assessments completed	Guidelines on financial incentives and other mechanisms for sustainable infrastructure initiatives	Diagnostics (#)	0	2022	Guidelines on financial incentives and other mechanisms for sustainable infrastructure initiatives handed to the IDB	P	0	0	1	1	P	0	25000	100000	125000	Sustainable Infrastructure	SIP	
						P(a)	0	0	1	1	P(a)	0	25000	100000	125000			
						A	0			0	A	0			0			
1.2 Workshops organized	Workshops organized with private sector, academia and public sector agencies	Workshops (#)	0	2022	Workshop's support material handed to the IDB	P	0	3	0	3	P	0	25000	0	25000	Sustainable Infrastructure	SIP	
						P(a)	0	3	0	3	P(a)	0	25000	0	25000			
						A	0			0	A	0			0			
2 II. Green Infrastructure Guidelines						Physical Progress					Financial Progress							
Outputs	Output Description	Unit of Measure	Baseline	Baseline Year	Means of verification		2022	2023	2024	EOP		2022	2023	2024	EOP	Theme	Fund	Flags
2.1 Tools designed/strengthened	Guidelines for green and sustainable infrastructure projects	Tools (#)	0	2022	Guidelines document for green and sustainable infrastructure projects handed to the IDB	P	0	0	1	1	P	0	30000	70000	100000	Sustainable Infrastructure	SIP	
						P(a)	0	0	1	1	P(a)	0	30000	70000	100000			
						A	0			0	A	0			0			
3 III. Support the planning and implementation of rail and river transport projects that reduce						Physical Progress					Financial Progress							
Outputs	Output Description	Unit of Measure	Baseline	Baseline Year	Means of verification		2022	2023	2024	EOP		2022	2023	2024	EOP	Theme	Fund	Flags
3.1 Diagnostics and assessments completed	Sustainable multimodal transport alternative assesment	Diagnostics (#)	0	2022	Assesment proposal document handed to the IDB	P	0	1	0	1	P	0	80000	120000	200000	Sustainable Infrastructure	SIP	
						P(a)	0	1	0	1	P(a)	0	80000	120000	200000			
						A	0			0	A	0			0			
4 IV. Governance for sustainable infrastructure						Physical Progress					Financial Progress							
Outputs	Output Description	Unit of Measure	Baseline	Baseline Year	Means of verification		2022	2023	2024	EOP		2022	2023	2024	EOP	Theme	Fund	Flags
4.1 Institutional development plan designed	National Infrastructure Agency restructuring plan	Plans (#)	0	2022	National Infrastructure Agency restructuring proposal including enhanced approach to environmental sustainability and climate	P	0	0	1	1	P	0	45000	105000	150000	Sustainable Infrastructure	SIP	
						P(a)	0	0	1	1	P(a)	0	45000	105000	150000			
						A	0			0	A	0			0			

Other Cost

Total Cost

	2022	2023	2024	Total Cost
P		\$205,000.00	\$395,000.00	\$600,000.00
P(a)		\$205,000.00	\$395,000.00	\$600,000.00
A				

 CRF Indicator

 Standard Output Indicator