



















Results Matrix							
Outcomes							
Outcome:		1 The capacity of the Ministry of Finance regarding the Economic Strategy for Oil and Gas is strengthened.					
Indicators	Flags*	Unit of Measure	Baseline	Baseline Year	Means of verification	EOP	
1.1 Economic Diversification Policy Draft		#Policies	0.00	2021	Report	P	1.00
						P(a)	1.00
						A	
1.2 Study on Public Private Partnerships (PPPs)		#Study	0.00	2021	Report	P	1.00
						P(a)	1.00
						A	
1.3 Monitoring and Evaluation System, implemented		#M&E System	0.00	2021	Report	P	1.00
						P(a)	1.00
						A	



Outputs: Annual Physical and Financial Progress

Economic Diversification and Mid Term Development Strategy						Physical Progress					Financial Progress					Theme			Fund			Flags		
Outputs	Output Description	Unit of Measure	Baseline	Baseline Year	Means of verification	2021	2022	2023	2024	EOP	2021	2022	2023	2024	EOP	Theme	Fund	Flags						
1.1 Policies designed	Economic Diversification Policy Draft	Policies (#)	0	2021	Consultant final report on Economic Diversification Policy Consulted with stakeholders	P	0	0	1	0	1	P	0	50000	50000	0	100000	Institutional Development	CTY					
						P(a)	0				0	P(a)	0				0							
						A						A												
1.2 Participatory mechanisms for public investment decisions and/or service production or delivery implemented	Nationwide public consultation with interest groups	Participatory Mechanisms (#)	0	2021	Workshop agenda	P	0	1	0	0	1	P	0	20000	0	0	20000	Institutional Development	CTY					
						P(a)	0				0	P(a)	0				0							
						A						A												
1.3 Training workshops delivered	Training workshops for key government stakeholders	Workshops (#)	0	2021	Workshop agenda	P	0	1	0	0	1	P	0	15000	0	0	15000	Institutional Development	CTY					
						P(a)	0				0	P(a)	0				0							
						A						A												
1.4 Pilot interventions designed	Pilot interventions to support economic diversification of SMEs	Pilots (#)	0	2021	Consultant final report on design of two pilots on economic diversification for SMES	P	0	2	0	0	2	P	0	49000	0	0	49000	Institutional Development	CTY					
						P(a)	0				0	P(a)	0				0							
						A						A												
1.5 Pilot interventions implemented	Pilot interventions to promote economic diversification by supporting SMEs, implemented	Pilots (#)	0	2021	Consultants final report on implementation of pilot interventions for SMEs	P	0	0	2	0	2	P	0	0	112764	0	112764	Institutional Development	CTY					
						P(a)	0				0	P(a)	0				0							
						A						A												
2 Creating Investment Opportunities for the Private Sector						Physical Progress					Financial Progress					Theme			Fund			Flags		
Outputs	Output Description	Unit of Measure	Baseline	Baseline Year	Means of verification	2021	2022	2023	2024	EOP	2021	2022	2023	2024	EOP	Theme	Fund	Flags						
2.1 Diagnostics and assessments completed	PPP Best Practices Study	Diagnostics (#)	0	2021	Consultants final report on assessment of PPP best practices	P	0	0	1	0	1	P	0	80000	0	0	80000	Institutional Development	CTY					
						P(a)	0				0	P(a)	0				0							
						A						A												
2.2 Individuals Trained	Institutional Capacity Building activities	Individuals (#)	0	2021	Agenda for the Training	P	0	2	2	0	4	P	0	40000	35000	0	75000	Institutional Development	CTY					
						P(a)	0				0	P(a)	0				0							
						A						A												
2.3 Pilot interventions designed	Pilot PPP interventions designed	Pilots (#)	0	2021	Consultant final report on design of two pilots on PPPs	P	0	2	0	0	2	P	0	50000	50000	0	100000	Institutional Development	CTY					
						P(a)	0				0	P(a)	0				0							
						A						A												
2.4 Pilot interventions implemented	Pilot PPP Projects implemented	Pilots (#)	0	2021	Consultants final report on implementation of pilot interventions in PPPs	P	0	0	2	0	2	P	0	57000	57000	0	114000	Institutional Development	CTY					
						P(a)	0				0	P(a)	0				0							
						A						A												
3 Strengthening the Technical Capacity of the Government of Guyana to lead Economic Transformation for the development of an Economic Strategy						Physical Progress					Financial Progress					Theme			Fund			Flags		
Outputs	Output Description	Unit of Measure	Baseline	Baseline Year	Means of verification	2021	2022	2023	2024	EOP	2021	2022	2023	2024	EOP	Theme	Fund	Flags						
3.1 Strategies designed	Design of a Medium Term Economic Development Strategy for Guyana	Strategies (#)	0	2021	Consultant final report on medium term economic strategy	P	0	0	0	1	1	P	120000	160000	160000	40000	480000	Institutional Development	CTY					
						P(a)	0				0	P(a)	0				0							
						A						A												
3.2 Monitoring and evaluation systems designed	Monitoring and Evaluation System for Economic Transformation in Guyana	M&E systems (#)	0	2021	System designed	P	0	1	0	0	1	P	30000	30000	30000	0	90000	Institutional Development	CTY					
						P(a)	0				0	P(a)	0				0							
						A						A												
3.3 TC funded equipment delivered	Computer hardware and software	Institutions equipped (#)	0	2021	Proof of purchase	P	0	1	0	0	1	P	13000	40000	0	0	53000	Institutional Development	CTY					
						P(a)	0				0	P(a)					0							
						A						A												
3.4 Monitoring and evaluation systems implemented	Monitoring and Evaluation system for Economic Transformation in Guyana, implemented	M&E systems (#)	0	2021	Platform	P	0	0	1	0	1	P	0	0	40000	0	40000	Institutional Development	CTY					
						P(a)	0				0	P(a)	0				0							
						A						A												
3.5 Annual reports published	Annual Report	Reports (#)	0	2021	Annual Report	P	0	0	0	1	1	P	0	0	30000	0	30000	Institutional Development	CTY					
						P(a)	0				0	P(a)	0				0							
						A						A												
4 Awareness and Diffusion						Physical Progress					Financial Progress					Theme			Fund			Flags		
Outputs	Output Description	Unit of Measure	Baseline	Baseline Year	Means of verification	2021	2022	2023	2024	EOP	2021	2022	2023	2024	EOP	Theme	Fund	Flags						
4.1 Participatory mechanisms for public investment decisions and/or service production or delivery developed	PPP Forum in Guyana	Participatory Mechanisms (#)	0	2021	Workshop agenda	P	0	0	1	0	1	P	0	0	40000	0	40000	Institutional Development	CTY					
						P(a)	0				0	P(a)	0				0							
						A						A												
4.2 Workshops organized	Targeted investor workshops	Workshops (#)	0	2021	Workshop agenda	P	0	2	0	0	2	P	0	20000	20000	0	40000	Institutional Development	CTY					
						P(a)	0				0	P(a)	0				0							
						A						A												
4.3 Awareness raising campaigns designed/implemented	Awareness and Communication Campaign	Campaigns (#)	0	2021	Communication materials	P	0	1	0	0	1	P	0	27000	38000	0	65000	Institutional Development	CTY					
						P(a)	0				0	P(a)	0				0							
						A						A												
4.4 Stakeholder Engagement Plan		Plan			Consultants report	P	0				0	P		25000		25000	Institutional Development	CTY						
						P(a)					0	P(a)								0				
						A						A												

||
||
||