







Results Matrix

Outcomes

Outcome:	1 Build a COP26 Strategy for the IDB Group							
Indicators	Flags*	Unit of Measure	Baseline	Baseline Year	Means of verification		2021	EOP
1.1 A COP26 strategy will include: one virtual event before COP26 to position the Bank, support the Finance Ministries		COP26 Strategy	0.00	2020	Strategy designed	P	1.00	1.00
						P(a)	1.00	0.00
						A	0.00	0.00

 CRF Indicator

Outputs: Annual Physical and Financial Progress

1 1. Paving our way towards COP26 and consolidating the IDB Group as the climate partner of the region						Physical Progress				Financial Progress						
Outputs	Output Description	Unit of Measure	Baseline	Baseline Year	Means of verification		2021	2022	EOP		2021	2022	EOP	Theme	Fund	Flags
1.1 Conferences organized	"One Region, One Commitment" 3 Day Virtual Summit	Conferences (#)	0	2020	Agenda + Webpage	P	1	0	1	P	70000	30000	100000	Sustainable Energy and Climate Change	MSC	
						P(a)	1	0	0	P(a)	70000	30000	30000			
						A	0		0	A	0		0			
1.2 Workshops organized	Support the Finance Ministries Platform	Workshops (#)	0	2020	Platform closed event	P	1	1	2	P	30000	0	30000	Sustainable Energy and Climate Change	MSC	
						P(a)	1	1	1	P(a)	30000	0	0			
						A	0		0	A	0		0			
1.3 Diagnostics and assessments completed	Ministries of Finance Platform product	Diagnostics (#)	0	2020	Products delivered as a result of the Event for Ministries of Finance	P	1	0	1	P	20000	0	20000	Sustainable Energy and Climate Change	MSC	
						P(a)	1	0	0	P(a)	20000	0	0			
						A	0		0	A						
2 2. Building a strategic presence during COP26 and supporting the Paris Alignment commitment						Physical Progress				Financial Progress						
Outputs	Output Description	Unit of Measure	Baseline	Baseline Year	Means of verification		2021	2022	EOP		2021	2022	EOP	Theme	Fund	Flags
2.1 Conferences organized	IDB GROUP COP26 Presence	Conferences (#)	0	2020	COP26 Package	P	2	0	2	P	100000	0	100000	Sustainable Energy and Climate Change	MSC	
						P(a)	1	0	0	P(a)	100000	0	0			
						A	0		0	A						
2.2 Webinars delivered	Paris Agreement Commitment of the IDB Group	Webinars (#)	0	2020	Invitation and Flyer	P	1	1	2	P	50000	0	50000	Sustainable Energy and Climate Change	MSC	
						P(a)	0	0	0	P(a)	50000	0	0			
						A	0		0	A						

Other Cost

Total Cost

	2021	2022	Total Cost
P	\$270,000.00	\$30,000.00	\$300,000.00
P(a)	\$270,000.00	\$30,000.00	\$30,000.00
A			