






Results Matrix

Outcomes

Outcome:	1 Promoted evidence-based policy design for achieving sustainable mobility in Latin American cities										
Indicators	Flags*	Unit of Measure	Baseline	Baseline Year	Means of verification		2021	2022	2023	2024	EOP
1.1 Number of impact evaluation conducted to assess sustainable mobility initiatives		Document	0.00	2021		P	0.00	0.00	2.00	1.00	3.00
						P(a)	0.00	0.00	2.00	1.00	3.00
						A	0.00				0.00
1.2 Number of cities interested in joining the Laboratory and/or replicate the studies conducted		Letter of intent	0.00	2021		P	0.00	0.00	0.00	2.00	2.00
						P(a)	0.00	0.00	0.00	2.00	2.00
						A	0.00				0.00

 CRF Indicator

Outputs: Annual Physical and Financial Progress

1 Experimental design and implementation of impact evaluation for urban transport interventions						Physical Progress					Financial Progress									
Outputs	Output Description	Unit of Measure	Baseline	Baseline Year	Means of verification	2021	2022	2023	2024	EOP	2021	2022	2023	2024	EOP	Theme	Fund	Flags		
1.1 Diagnostics and assessments completed	Impact assessments completed on urban mobility programs in Latin American cities	Diagnostics (#)	0	2021	Diagnostics and assessment reports delivered	P	0	0	2	1	3	P	0	0	160000	80000	240000	Sustainable Infrastructure	INF	
						P(a)	0	0	2	1	3	P(a)	0	0	160000	80000	240000			
						A	0				0	A	0				0			
2 Regional virtual conference focused on impact evaluations for urban transport interventions						Physical Progress					Financial Progress									
Outputs	Output Description	Unit of Measure	Baseline	Baseline Year	Means of verification	2021	2022	2023	2024	EOP	2021	2022	2023	2024	EOP	Theme	Fund	Flags		
2.1 Policy dialogue events organized	Regional event on impact evaluation and evidence-based transport policies organized	Events (#)	0	2021	Event organized and implemented	P	0	0	0	1	1	P	0	0	0	30000	30000	Sustainable Infrastructure	INF	
						P(a)	0	0	0	1	1	P(a)	0	0	0	30000	30000			
						A	0				0	A	0				0			
2.2 Monographs developed	Monograph with the results from the Call for Papers	Monographs (#)	0	2021	Monographs delivered	P	0	0	0	1	1	P	0	0	0	20000	20000	Sustainable Cities	INF	
						P(a)	0	0	0	1	1	P(a)	0	0	0	20000	20000			
						A	0				0	A	0				0			
3 Knowledge dissemination and capacity building						Physical Progress					Financial Progress									
Outputs	Output Description	Unit of Measure	Baseline	Baseline Year	Means of verification	2021	2022	2023	2024	EOP	2021	2022	2023	2024	EOP	Theme	Fund	Flags		
3.1 Newsletters published	Newsletter on impact evaluations in Latin American cities disclosed	Newsletters (#)	0	2021	Newsletters published	P	0	0	0	3	3	P	0	0	0	50000	50000	Sustainable Infrastructure	INF	
						P(a)	0	0	0	3	3	P(a)	0	0	0	50000	50000			
						A	0				0	A	0				0			
3.2 Training products developed	Training program on design and implementation of impact evaluations for public sector officials	Products (#)	0	2021	Final report from training program delivered	P	0	0	1	0	1	P	0	0	60000	0	60000	Sustainable Infrastructure	INF	
						P(a)	0	0	0	0	0	P(a)	0	0	60000	0	60000			
						A	0				0	A	0				0			

Other Cost

Total Cost

	2021	2022	2023	2024	Total Cost
P			\$220,000.00	\$180,000.00	\$400,000.00
P(a)			\$220,000.00	\$180,000.00	\$400,000.00
A					

 CRF Indicator

 **Standard Output Indicator**