





## Results Matrix

## Outcomes

Outcome:	1 Evidence on the effectiveness of syndromic surveillance system									
Indicators	Flags*	Unit of Measure	Baseline	Baseline Year	Means of verification		2020	2021	2022	EOP
1.1 Evidence on the effectiveness of syndromic surveillance system		document	0.00	2020	Document published in EZShare	P	0.00	0.00	1.00	
						P(a)				
						A				

 CRF Indicator

## Outputs: Annual Physical and Financial Progress

1.1. Development of the syndromic surveillance system and Knowledge and skills development						Physical Progress				Financial Progress				Theme	Fund	Flags		
Outputs	Output Description	Unit of Measure	Baseline	Baseline Year	Means of verification	2020	2021	2022	EOP	2020	2021	2022	EOP					
1.1 Tools designed/strengthened	Instruments, tools, and questionnaires designed or strengthened	Tools (#)	0	2020	Document published in EZShare	P	0	1	0	1	P	0	10000	0	10000	Social Development	SOC	
						P(a)				0	P(a)				0			
						A					A							
1.2 Sample Designed		Sample	0	2020	Document published in EZShare	P	0	1	0	1	P	0	10000	0	10000	Health	SOC	
						P(a)				0	P(a)				0			
						A					A							
1.3 Surveys conducted	Implementation of mobile phone surveys	Surveys (#)	0	2020	Document published in EZShare	P	0	160000	40000	200000	P	0	150000	30000	180000	Social Development	SOC	
						P(a)				0	P(a)				0			
						A					A							
1.4 Supervision reports completed	Monthly report on the municipalities under surveillance	Reports (#)	0	2020	Document published in EZShare	P	0	16	0	16	P	0	90000	0	90000	Social Development	SOC	
						P(a)				0	P(a)				0			
						A					A							
1.5 Workshops organized	Workshop and on-site training on design an information system to replicates the surveys	Workshops (#)	0	2020	Document published in EZShare	P	0	0	2	2	P	0	0	40000	40000	Social Development	SOC	
						P(a)				0	P(a)				0			
						A					A							
1.6 Results Disseminated		Spaces for dissemination	0	2020	Document published in EZShare	P	0	0	1	1	P	0	0	20000	20000	Health	SOC	
						P(a)				0	P(a)				0			
						A					A							

### Other Cost

### Total Cost

	2020	2021	2022	Total Cost
P		\$260,000.00	\$90,000.00	\$350,000.00
P(a)				
A				

 CRF Indicator

 Standard Output Indicator