










Results Matrix

Outcome:	1 Improved management information systems for the effective implementation of the 2019 labor reform. 2 Optimized National Employment Service (SNE) technological platforms. 3 Support to the states of the south-southeast of Mexico to articulate programs and public policies aimed at t and economic growth in this area.	
Outcome:		
Outcome:		

 CRF Indicator

Outputs: Annual Physical and Financial Progress

1 Development of registration system for Labor Courts						Physical Progress					Financial Progress							
Outputs	Output Description	Unit of Measure	Baseline	Baseline Year	Means of verification		2022	2023	2024	EOP		2022	2023	2024	EOP	Theme	Fund	Flags
1.1 Diagnostics and assessments completed	Analysis of the general situation of certain local labor courts in Mexico.	Diagnostics (#)	0	2022	Analysis presented to the Bank	P	0	1	0	1	P	30000	0	0	30000	Labor Markets	W2E	
						P(a)	0	1	0	1	P(a)	30000	0	0	0			
						A					A							
1.2 Management information systems (MIS) designed	Registration system for local labor courts with the capacity to process and report the information legally reviewed by National	Systems (#)	0	2022	Design of the Registry System agreed by the Department of Labor (STPS).	P	0	1	0	1	P	45000	0	0	45000	Labor Markets	W2E	
						P(a)	0	1	0	1	P(a)	45000	0	0	0			
						A					A							
1.3 Management information systems (MIS) implemented	MIS in operation with report, guides and training manuals for the use of the registration system in local labor courts	Systems (#)	0	2022	Registration System user manuals, guides and training manuals agreed upon with the Department of Labor (STPS).	P	0	0	1	1	P	0	45000	0	45000	Labor Markets	W2E	
						P(a)	0	0	1	1	P(a)	0	45000	0	45000			
						A					A							
1.4 Action plans designed	Suggestions for expanding the functionalities of the registration system.	Action Plans (#)	0	2022	Expansion proposal of system functionalities approved by the STPS	P	0	1	0	1	P	0	30000	0	30000	Labor Markets	W2E	
						P(a)	0	1	0	1	P(a)	0	30000	0	30000			
						A					A							
2 Technological support to the intermediation carried out by the National Employment System.						Physical Progress					Financial Progress							
Outputs	Output Description	Unit of Measure	Baseline	Baseline Year	Means of verification		2022	2023	2024	EOP		2022	2023	2024	EOP	Theme	Fund	Flags
2.1 Awareness raising campaigns designed/implemented	Increase in digital content on the Employment Portal	Campaigns (#)	0	2022	Digital content in the National Employment Service's Employment Portal approved by the Bank	P	0	1	0	1	P	15000	10000	0	25000	Labor Markets	W2E	
						P(a)	0	1	0	1	P(a)	15000	10000	0	10000			
						A					A							
2.2 Virtual platforms improved	Improvement and maintenance services for the Employment Portal and its related computer applications	Platforms (#)	0	2022	Improvements implemented in the Digital Employment Portal	P	0	1	0	1	P	45000	30000	0	75000	Labor Markets	W2E	
						P(a)	0	1	0	1	P(a)	45000	30000	0	30000			
						A					A							
3 Support the design of a skills development strategy for states in southern Mexico.						Physical Progress					Financial Progress							
Outputs	Output Description	Unit of Measure	Baseline	Baseline Year	Means of verification		2022	2023	2024	EOP		2022	2023	2024	EOP	Theme	Fund	Flags
3.1 Diagnostics and assessments completed	Study to detect the skills demanded by productive sectors in States in the south-southeast of Mexico	Diagnostics (#)	0	2022	Approved diagnosis and presented to counterpart	P	1	0	0	1	P	20000	40000	0	60000	Labor Markets	W2E	
						P(a)	1	0	0	0	P(a)	20000	40000	0	40000			
						A					A							
3.2 Pilot interventions designed	Intermediation/training pilot for the employability of young people from southern Mexico on e-lancing platforms	Pilots (#)	0	2022	Pilot design for one Southern State approved by the Bank	P	0	1	0	1	P	15000	15000	0	30000	Labor Markets	W2E	
						P(a)	0	1	0	1	P(a)	15000	15000	0	15000			
						A					A							
3.3 Training products developed	Support for the development of courses on e-lancing abilities and contribution to the skills analysis on the	Products (#)	0	2022	Proposals on support presented to the Bank by the ITESM	P	0	1	0	1	P	10000	10000	0	20000	Labor Markets	W2E	
						P(a)	0	1	0	1	P(a)	10000	10000	0	10000			
						A					A							

Other Cost
Incidentals

	2022	2023	2024	Cost
P	\$15,000.00	\$0.00	\$0.00	\$15,000.00
P(a)	\$15,000.00	\$0.00	\$0.00	\$0.00
A				

Total Cost

	2022	2023	2024	Total Cost
P	\$195,000.00	\$180,000.00		\$375,000.00
P(a)	\$195,000.00	\$180,000.00		\$180,000.00
A				

 CRF Indicator

 Standard Output Indicator