







Results Matrix

Outcomes

| Outcome: | 1 Submit the proposal to improve social housing programs | | | | | | | | | |
|--------------------------------------|--|-----------------|----------|---------------|--|------|------|------|------|------|
| Indicators | Flags* | Unit of Measure | Baseline | Baseline Year | Means of verification | | 2022 | 2023 | 2024 | EOP |
| 1.1 Investment master plans designed | | Plans (#) | 0.00 | 2022 | Report containing the proposal for housing programs focused on indigenous people | P | 0.00 | 0.00 | 3.00 | 3.00 |
| | | | | | | P(a) | 0.00 | 0.00 | 3.00 | 3.00 |
| | | | | | | A | 0.00 | | | 3.00 |



Outputs: Annual Physical and Financial Progress

| 1 Refinement of Housing and Sustainable Urban Development Policies and Programs | | | | | | Physical Progress | | | | | Financial Progress | | | | | Theme | Fund | Flags |
|---|--|-----------------|----------|---------------|--|-------------------|------|------|-----|------|--------------------|------|--------|-------|--------|----------------------------|------|---|
| Outputs | Output Description | Unit of Measure | Baseline | Baseline Year | Means of verification | 2022 | 2023 | 2024 | EOP | 2022 | 2023 | 2024 | EOP | | | | | |
| 1.1 Investment master plans designed | Proposals for social housing and urban development policies and programs | Plans (#) | 0 | 2022 | Report containing the proposal for housing programs focused on indigenous people, afrodescendents and informal workers | P | 0 | 3 | 0 | 3 | P | 0 | 120000 | 0 | 120000 | Sustainable Infrastructure | W2A |  |
| | | | | | | P(a) | 0 | 3 | 0 | 3 | P(a) | 0 | 120000 | 0 | 120000 | | | |
| | | | | | | A | 0 | | | 0 | A | 0 | | | 0 | | | |
| 2 Design of Pilot Projects of Prioritized Programs | | | | | | Physical Progress | | | | | Financial Progress | | | | | Theme | Fund | Flags |
| Outputs | Output Description | Unit of Measure | Baseline | Baseline Year | Means of verification | 2022 | 2023 | 2024 | EOP | 2022 | 2023 | 2024 | EOP | | | | | |
| 2.1 Pilot interventions designed | Proposal for social housing pilot projects | Pilots (#) | 0 | 2022 | Pilot project files published in EZ-Share | P | 0 | 0 | 1 | 1 | P | 0 | 30000 | 63750 | 93750 | Sustainable Infrastructure | W2A |  |
| | | | | | | P(a) | 0 | 0 | 1 | 1 | P(a) | 0 | 30000 | 63750 | 93750 | | | |
| | | | | | | A | 0 | | | 0 | A | 0 | | | 0 | | | |
| 3 Institutional Strengthening for the Implementation of Housing Programs | | | | | | Physical Progress | | | | | Financial Progress | | | | | Theme | Fund | Flags |
| Outputs | Output Description | Unit of Measure | Baseline | Baseline Year | Means of verification | 2022 | 2023 | 2024 | EOP | 2022 | 2023 | 2024 | EOP | | | | | |
| 3.1 Institutional development plan designed | Institutional strengthening plan designed | Plans (#) | 0 | 2022 | Report containing governance model including action plan for indigenous people and afrodescendents in housing sector published in EZ-share | P | 0 | 0 | 1 | 1 | P | 0 | 0 | 35000 | 35000 | Institutional Development | W2A |  |
| | | | | | | P(a) | 0 | 0 | 1 | 1 | P(a) | 0 | 0 | 35000 | 35000 | | | |
| | | | | | | A | 0 | | | 0 | A | 0 | | | 0 | | | |
| 3.2 Tools designed/strengthened | Proposal of information systems for the housing sector | Tools (#) | 0 | 2022 | Documents containing the operational, financial and legal tools designed published in EZ-share | P | 0 | 0 | 1 | 1 | P | 0 | 0 | 40000 | 40000 | Institutional Development | W2A |  |
| | | | | | | P(a) | 0 | 0 | 1 | 1 | P(a) | 0 | 0 | 40000 | 40000 | | | |
| | | | | | | A | 0 | | | 0 | A | 0 | | | 0 | | | |
| 3.3 Training workshops delivered | Training for public agents on gender and diversity biases and gaps in the housing sector | Workshops (#) | 0 | 2022 | Documents containing the training report and participation list, published in EZ-share | P | 0 | 0 | 1 | 1 | P | 0 | 0 | 5000 | 5000 | Gender and Diversity | W2E |  |
| | | | | | | P(a) | 0 | 0 | 1 | 1 | P(a) | 0 | 0 | 5000 | 5000 | | | |
| | | | | | | A | 0 | | | 0 | A | 0 | | | 0 | | | |

Other Cost

| Total Cost |
|------------|
| |

| | 2022 | 2023 | 2024 | Total Cost |
|------|------|--------------|--------------|--------------|
| P | | \$150,000.00 | \$143,750.00 | \$293,750.00 |
| P(a) | | \$150,000.00 | \$143,750.00 | \$293,750.00 |
| A | | | | |