








Results Matrix

Outcomes

Outcome:	1 Countries with an improved fiscal policy and management									
Indicators	Flags*	Unit of Measure	Baseline	Baseline Year	Means of verification		2020	2021	2022	EOP
1.1 # of countries with an improved fiscal policy and management		#	0.00	2020		P	0.00	2.00	1.00	3.00
						P(a)	0.00	2.00	1.00	3.00
						A				



Outputs: Annual Physical and Financial Progress

1 Research of fiscal policy and management policies necessary during and after the pandemic						Physical Progress					Financial Progress					Theme	Fund	Flags
Outputs	Output Description	Unit of Measure	Baseline	Baseline Year	Means of verification	2020	2021	2022	EOP	2020	2021	2022	EOP					
1.1 Diagnostics and assessments completed	Literature review	Diagnostics (#)	0	2020	diagnostic	P	0	2	2	4	P	0	130000	160000	290000	Institutional Development	INS	
						P(a)	0	2	2	4	P(a)	0	130000	160000	290000			
						A					A							
1.2 Training workshops delivered	Training	Workshops (#)	0	2020	Seminars	P	0	0	2	2	P	0	0	85000	85000	Institutional Development	INS	
						P(a)	0	0	2	2	P(a)	0	0	85000	85000			
						A	0			0	A	0			0			
2 Research of innovative technologies to use during and after the pandemic						Physical Progress					Financial Progress							
Outputs	Output Description	Unit of Measure	Baseline	Baseline Year	Means of verification	2020	2021	2022	EOP	2020	2021	2022	EOP	Theme	Fund	Flags		
2.1 Diagnostics and assessments completed	Diagnostics	Diagnostics (#)	0	2020	Reports	P	0	1	0	1	P	0	50000	25000	75000	Institutional Development	INS	
						P(a)	0	1	0	1	P(a)	0	50000	25000	75000			
						A	0			0	A	0			0			
2.2 Action plans designed	Action plans	Action Plans (#)	0	2020	Reports	P	0	1	0	1	P	0	25000	50000	75000	Institutional Development	INS	
						P(a)	0	1	0	1	P(a)	0	25000	50000	75000			
						A	0			0	A	0			0			
3 Knowledge management strategies to deal with fiscal maters in the post pandemic period						Physical Progress					Financial Progress							
Outputs	Output Description	Unit of Measure	Baseline	Baseline Year	Means of verification	2020	2021	2022	EOP	2020	2021	2022	EOP	Theme	Fund	Flags		
3.1 Regional policy dialogues organized	Regional Policy Dialogues	Events (#)	0	2020	Seminars	P	0	0	1	1	P	0	0	60000	60000	Institutional Development	INS	
						P(a)	0	0	1	1	P(a)	0	0	60000	60000			
						A	0			0	A	0			0			
3.2 Training products developed	Training Products	Products (#)	0	2020	Seminars	P	0	0	1	1	P	0	20000	20000	40000	Institutional Development	INS	
						P(a)	0	0	1	1	P(a)	0	20000	20000	40000			
						A	0			0	A	0			0			

Other Cost
------------

Total Cost

	2020	2021	2022	Total Cost
P		\$225,000.00	\$400,000.00	\$625,000.00
P(a)		\$225,000.00	\$400,000.00	\$625,000.00
A				