









Results Matrix

Outcomes										
Outcome:	1 Improvement in business climate in the Caribbean region									
Indicators	Flags*	Unit of Measure	Baseline	Baseline Year	Means of verification		2023	2024	2025	EOP
1.1 Average percentage of time reduction in completing business climate processes supported with this TC		% of time saved	0.00	2023	Final evaluation	P	0.00	0.00	15.00	15.00
						P(a)	0.00	0.00	15.00	15.00
						A				
1.2 Number of policy or regulatory reforms that have been approved for implementation		# policies or regulatory frameworks	0.00	2023	Cabinet approval note or gazette publication	P	0.00	0.00	3.00	3.00
						P(a)	0.00	0.00	3.00	3.00
						A				
Outcome:	2 Stronger, gender-responsive ecosystems to support private sector development									
Indicators	Flags*	Unit of Measure	Baseline	Baseline Year	Means of verification		2023	2024	2025	EOP
2.1 Number of institutions that can execute a novel program to support businesses - novelty defined as any		# institutions	0.00	2023	Final evaluation	P	0.00	0.00	3.00	3.00
						P(a)	0.00	0.00	3.00	3.00
						A				
2.2 Inter-institutional coordination and data sharing mechanisms established among institutions that support		# coordination mechanisms	0.00	2023	Final evaluation	P	0.00	0.00	3.00	3.00
						P(a)	0.00	0.00	3.00	3.00
						A				

 CRF Indicator

Outputs: Annual Physical and Financial Progress

1 Enhancing the Business and Investment Climate						Physical Progress					Financial Progress					Theme	Fund	Flags
Outputs	Output Description	Unit of Measure	Baseline	Baseline Year	Means of verification	2023	2024	2025	EOP	2023	2024	2025	EOP					
1.1 Policies designed	Policies to improve an aspect of the business and innovation climate	Policies (#)	0	2023	Policy document completed and sent to corresponding government authority for approval	P	0	1	2	3	P	0	30000	70000	100000	Institutional Development	W2F	
						P(a)	0	1	2	3	P(a)	0	30000	70000	100000			
						A					A							
1.2 Regulatory frameworks designed	Regulatory frameworks to improve aspects of the business and innovation climate	Frameworks (#)	0	2023	Regulatory framework draft completed and sent to corresponding government authority for approval	P	0	1	2	3	P	0	30000	70000	100000	Institutional Development	W2F	
						P(a)	0	1	2	3	P(a)	0	30000	70000	100000			
						A					A							
1.3 Institutional development plan implemented	Development plans to increase the capacity of institutions involved in business and investment climate	Plans (#)	0	2023	AT least 75% of the activities of the institutional development plan have been completed.	P	0	1	2	3	P	0	90000	185000	275000	Institutional Development	W2F	
						P(a)	0	1	2	3	P(a)	0	90000	185000	275000			
						A					A							
1.4 Institutions trained	Training content related to improving the capacity of Institutions responsible for executing business climate related activities	Institutions (#)	0	2023	Training program completed and survey of capacities carried out	P	0	1	2	3	P	0	30000	45000	75000	Institutional Development	W2F	
						P(a)	0	1	2	3	P(a)	0	30000	45000	75000			
						A					A							
2 Strengthening the environment for dynamic private sector development						Physical Progress					Financial Progress					Theme	Fund	Flags
Outputs	Output Description	Unit of Measure	Baseline	Baseline Year	Means of verification	2023	2024	2025	EOP	2023	2024	2025	EOP					
2.1 Gender assessment completed	These refer to an assessment of the gender dimensions of programs or methodologies used by the public sector	Assessments (#)	0	2023	Identification of specific needs that are different for women owned firms, and how the program, pilot or methodology can be responsive to these	P	0	1	2	3	P	0	20000	30000	50000	Regional Integration	W2F	
						P(a)	0	1	2	3	P(a)	0	20000	30000	50000			
						A					A							
2.2 Methodologies designed/strengthened	Public sector methodologies to support new growth sectors, strengthen innovation ecosystems, diffuse knowledge, foster entrepreneurship	Methodologies (#)	0	2023	Manual to run a new program that supports dynamic private sector development or recommendations to improve existing ones	P	0	1	2	3	P	0	50000	75000	125000	Institutional Development	W2F	
						P(a)	0	1	2	3	P(a)	0	50000	75000	125000			
						A					A							
2.3 Pilot interventions designed	Public sector pilots to support new growth sectors, strengthen innovation ecosystems, diffuse knowledge, foster entrepreneurship	Pilots (#)	0	2023	Strategic document outlining the pilot program, resources needed, management structure, governance arrangements, expected impacts	P	0	2	0	2	P	0	50000	50000	100000	Institutional Development	W2F	
						P(a)	0	2	0	2	P(a)	0	50000	50000	100000			
						A					A							
2.4 Pilot interventions implemented	Public sector pilots to support new growth sectors, strengthen innovation ecosystems, diffuse knowledge, foster entrepreneurship	Pilots (#)	0	2023	Report evaluating the results of the pilot, and lessons learned for scale-up.	P	0	0	2	2	P	0	0	300000	300000	Institutional Development	W2F	
						P(a)	0	0	2	2	P(a)	0	0	300000	300000			
						A					A							
3 Communication and Evaluation						Physical Progress					Financial Progress					Theme	Fund	Flags
Outputs	Output Description	Unit of Measure	Baseline	Baseline Year	Means of verification	2023	2024	2025	EOP	2023	2024	2025	EOP					
3.1 Communication campaigns designed and implemented		Campaigns (#)	0	2023	Communications products	P	0	2	3	5	P	0	15000	20000	35000	Institutional Development	W2F	
						P(a)	0	2	3	5	P(a)	0	15000	20000	35000			
						A					A							
3.2 Qualitative evaluation performed		Evaluation final report (#)	0	2023	Evaluation report	P	0	0	1	1	P	0	45000	45000	90000	Institutional Development	W2F	
						P(a)	0	0	1	1	P(a)	0	45000	45000	90000			
						A					A							

Other Cost

Total Cost

	2023	2024	2025	Total Cost
P		\$360,000.00	\$890,000.00	\$1,250,000.00
P(a)		\$360,000.00	\$890,000.00	\$1,250,000.00
A				

 CRF Indicator

 Standard Output Indicator