





Results Matrix

Outcomes

Outcome:	1 Green businesses get stronger and expand									
Indicators	Flags*	Unit of Measure	Baseline	Baseline Year	Means of verification		2021	2022	2023	EOP
1.1 Verified green businesses		Businesses (#)	1,270.00	2020	Report of the Green Business Office from the Ministry of Environment and Sustainable Development	P	1,630.00	1,865.00	2,135.00	2,135.00
						P(a)	360.00	235.00	270.00	505.00
						A				

 CRF Indicator

Outputs: Annual Physical and Financial Progress

1 Governance, planning and financing of climate action						Physical Progress					Financial Progress				Theme	Fund	Flags	
Outputs	Output Description	Unit of Measure	Baseline	Baseline Year	Means of verification		2021	2022	2023	EOP		2021	2022	2023				EOP
1.1 Strategies designed	Roadmap document for the implementation of the NDC goal of reducing 51% of GHG emissions and increasing the	Strategies (#)	0	2020	NDC roadmap document delivered by the Ministry of Environment and Sustainable Development	P	0	1	0	1	P	30000	80000	10000	120000	Biodiversity and Ecosystem Conservation	SUS	
						P(a)	0	1	0	1	P(a)				0			
						A					A							
2 Sustainable forest management and use						Physical Progress					Financial Progress				Theme	Fund	Flags	
Outputs	Output Description	Unit of Measure	Baseline	Baseline Year	Means of verification		2021	2022	2023	EOP		2021	2022	2023				EOP
2.1 Regulatory frameworks designed	Regulation of the use of Forest Timber Products published for public consultation	Frameworks (#)	0	2020	Regulations of the use of Forest Timber Products published by the Ministry of Environment and Sustainable Development for public consultation	P	0	1	0	1	P	30000	50000		80000	Biodiversity and Ecosystem Conservation	SUS	
						P(a)	0	1	0	1	P(a)				0			
						A					A							
2.2 Technical guidelines published		Documents (#)	0	2020	Document delivered by the Ministry of Environment and Sustainable Development with guidelines for the management and use of	P	0	2	0	2	P	40000	20000		60000	Biodiversity and Ecosystem Conservation	SUS	
						P(a)	0	2	0	2	P(a)				0			
						A					A							
3 Strengthening green businesses						Physical Progress					Financial Progress				Theme	Fund	Flags	
Outputs	Output Description	Unit of Measure	Baseline	Baseline Year	Means of verification		2021	2022	2023	EOP		2021	2022	2023				EOP
3.1 Policies designed	National Green Business Plan, updated	Policies (#)	0	2020	Document of the updated National Green Business Plan delivered by the Ministry of Environment and Sustainable Development	P	0	1	0	1	P	40000	80000		120000	Biodiversity and Ecosystem Conservation	SUS	
						P(a)	0	1	0	1	P(a)				0			
						A					A							
3.2 Technical document published		Documents (#)	0	2020	Document with technical and economic instruments for the strengthening of Green Businesses delivered by the Ministry of	P	0	1	0	1	P	20000	50000	10000	80000	Biodiversity and Ecosystem Conservation	SUS	
						P(a)	0	1	0	1	P(a)				0			
						A					A							
4 Support for sector management						Physical Progress					Financial Progress				Theme	Fund	Flags	
Outputs	Output Description	Unit of Measure	Baseline	Baseline Year	Means of verification		2021	2022	2023	EOP		2021	2022	2023				EOP
4.1 Strategies designed	Sustainable growth sector strategy	Strategies (#)	0	2020	Document formulated by the Ministry of Environment and Sustainable Development	P	0	0	1	1	P	0	30000	10000	40000	Biodiversity and Ecosystem Conservation	SUS	
						P(a)	0	0	1	1	P(a)				0			
						A					A							

Other Cost

Total Cost

	2021	2022	2023	Total Cost
P	\$160,000.00	\$310,000.00	\$30,000.00	\$500,000.00
P(a)				
A				

 CRF Indicator

 Standard Output Indicator