






Results Matrix

Outcomes

Outcome:	1 Institutional strengthening and technical support to the executing agencies for the identification and xecution contracts and the improvement of project execution	
	CRF Indicator	

Outputs: Annual Physical and Financial Progress

1 Generation of knowledge based on evidence						Physical Progress					Financial Progress					Theme	Fund	Flags
Outputs	Output Description	Unit of Measure	Baseline	Baseline Year	Means of verification		2021	2022	2023	EOP		2021	2022	2023	EOP			
1.1 Diagnostics and assessments completed	Consultancy to support the execution of projects, in their preparation, execution and closing stages, with the aim of	Diagnostics (#)	0	2021	Technical report completed and findings	P	0	1	0	1	P	0	150000	0	150000	Sustainable Infrastructure	INF	
						P(a)	0	1	0	1	P(a)	0	150000	0	150000			
						A					A							
2 Implementation of innovative solutions and technologies						Physical Progress					Financial Progress					Theme	Fund	Flags
Outputs	Output Description	Unit of Measure	Baseline	Baseline Year	Means of verification		2021	2022	2023	EOP		2021	2022	2023	EOP			
2.1 Project proposal developed	Consultancy for the development of innovation and technology tools, that allow efficient supervision of projects	Proposals (#)	0	2021	Technical report completed and findings	P	0	1	0	1	P	0	165000	0	165000	Sustainable Infrastructure	INF	
						P(a)	0	1	0	1	P(a)	0	165000	0	165000			
						A					A							
3 Dissemination of knowledge and technological innovation applied to transport projects						Physical Progress					Financial Progress					Theme	Fund	Flags
Outputs	Output Description	Unit of Measure	Baseline	Baseline Year	Means of verification		2021	2022	2023	EOP		2021	2022	2023	EOP			
3.1 Training workshops delivered	Consultancy for training of government officials, providing them with tools that allow them to have technical criteria for	Workshops (#)	0	2021	Workshops delivered	P	0	0	1	1	P	0	0	65000	65000	Sustainable Infrastructure	INF	
						P(a)	0	0	1	1	P(a)	0	0	65000	65000			
						A					A							

Other Cost

Total Cost

	2021	2022	2023	Total Cost
P		\$315,000.00	\$65,000.00	\$380,000.00
P(a)		\$315,000.00	\$65,000.00	\$380,000.00
A				

