






Results Matrix

Outcomes

Outcome:	1 To increase the efficiency in the control of illicit enrichment and conflicts of interest of public officials in untries
----------	--

 CRF Indicator

Outputs: Annual Physical and Financial Progress

1 Improved public sector integrity systems						Physical Progress					Financial Progress					Theme	Fund	Flags		
Outputs	Output Description	Unit of Measure	Baseline	Baseline Year	Means of verification	2022	2023	2024	2025	EOP	2022	2023	2024	2025	EOP					
1.1 Strategies designed	Research on Korea's public ethics system (1a), Evidenced-Based Study on the Benefit of Korea's Public Official Research Ethics	Strategies (#)	0	2022	Consultancy final report approved	P	0	2	0	0	2	P	0	200000	0	0	200000	Institutional Development	KPK	
						P(a)	0	2	0	0	2	P(a)	0	200000	0	0	200000			
						A						A								
1.2 Working Papers prepared	Proposal for legal and administrative reforms	Papers (#)	0	2022	Consultancy final report approved	P	0	0	1	0	1	P	0	25000	15000	0	40000	Institutional Development	KPK	
						P(a)	0	0	1	0	1	P(a)	0	25000	15000	0	40000			
						A						A								
1.3 Tools designed/strengthened	Research on transparency and integrity international standards	Tools (#)	0	2022	Consultancy final report approved	P	0	0	1	0	1	P	0	30000	30000	0	60000	Institutional Development	KPK	
						P(a)	0	0	1	0	1	P(a)	0	30000	30000	0	60000			
						A						A								
2 Exchange of knowledge and dissemination						Physical Progress					Financial Progress					Theme	Fund	Flags		
Outputs	Output Description	Unit of Measure	Baseline	Baseline Year	Means of verification	2022	2023	2024	2025	EOP	2022	2023	2024	2025	EOP					
2.1 Working Papers prepared	Evidence based study	Papers (#)	0	2022	Consultancy final report approved	P	0	0	0	1	1	P	0	10000	50000	0	60000	Institutional Development	KPK	
						P(a)	0	0	0	1	1	P(a)	0	10000	50000	0	60000			
						A						A								
2.2 Webinars delivered	Webinars with public officials and one international conference	Webinars (#)	0	2022	Consultancy final report approved	P	0	1	1	1	3	P	0	50000	80000	10000	140000	Institutional Development	KPK	
						P(a)	0	1	1	1	3	P(a)	0	50000	80000	10000	140000			
						A						A								

Other Cost

Total Cost

	2022	2023	2024	2025	Total Cost
P		\$315,000.00	\$175,000.00	\$10,000.00	\$500,000.00
P(a)		\$315,000.00	\$175,000.00	\$10,000.00	\$500,000.00
A					