








Results Matrix

Outcomes		
Outcome:	1 An understanding of the social interactions between parents and their children in Conafe; and the into their parenting curriculum	
 CRF Indicator		

Outputs: Annual Physical and Financial Progress

1 Adaptation and creation of education materials						Physical Progress					Financial Progress				Theme	Fund	Flags	
Outputs	Output Description	Unit of Measure	Baseline	Baseline Year	Means of verification	2019	2020	2021	EOP	2019	2020	2021	EOP					
1.1 Training products developed	Develop parental training materials for early chldhood development	Products (#)	0	2019	Reportes	P	0	1	0	1	P	5000	23000	23000	51000	Education	ECD	
						P(a)	0	1	0	1	P(a)	5000	23000	23000	46000			
						A					A							
1.2 Implementation and Management Plan developed	Planification of the intervention	Plans (#)	0	2019	Informe	P	0	1	0	1	P	5000	25000	20000	50000	Education	ECD	
						P(a)	0	1	0	1	P(a)	5000	25000	20000	45000			
						A					A							
2 Implementation of pilot with transference of skills to Conafe´s trainers						Physical Progress					Financial Progress							
Outputs	Output Description	Unit of Measure	Baseline	Baseline Year	Means of verification	2019	2020	2021	EOP	2019	2020	2021	EOP	Theme	Fund	Flags		
2.1 Training workshops delivered	Implementation of the Family Play Workshops for Conafe´s trainers	Workshops (#)	0	2020	Reportes y listas de asistencias de las capacitaciones a los supervisores.	P	0	2	1	3	P	0	57186	57186	114372	Education	ECD	
						P(a)	0	2	1	3	P(a)	0	57186	57186	114372			
						A					A							
2.2 Supervision reports completed	Supervision reports	Reports (#)	0	2020	Informes de resultados la capacitaciones brindadas a los supervisores CONAFE en Jaslico y Morelos	P	0	2	1	3	P	0	35500	35500	71000	Education	ECD	
						P(a)	0	2	1	3	P(a)	0	35500	35500	71000			
						A					A							
3 Evaluation and Research						Physical Progress					Financial Progress							
Outputs	Output Description	Unit of Measure	Baseline	Baseline Year	Means of verification	2019	2020	2021	EOP	2019	2020	2021	EOP	Theme	Fund	Flags		
3.1 Monitoring and Evaluation Plan developed	Monitoring and evaluation plan	Plans (#)	0	2019	Informe que presente una propuesta de Monitoreo y Evaluación para el programa.	P	0	1	0	1	P	0	25000	25000	50000	Education	ECD	
						P(a)	0	1	0	1	P(a)	0	25000	25000	50000			
						A					A							
3.2 Monitoring and evaluation systems implemented	Evaluation of the implementation	M&E systems (#)	0	2020	Informe de Evaluación Final	P	0	1	1	2	P	0	50000	116000	166000	Education	ECD	
						P(a)	0	1	1	2	P(a)	0	50000	116000	166000			
						A					A							

Other Cost

Total Cost

	2019	2020	2021	Total Cost
P	\$10,000.00	\$215,686.00	\$276,686.00	\$502,372.00
P(a)	\$10,000.00	\$215,686.00	\$276,686.00	\$492,372.00
A				