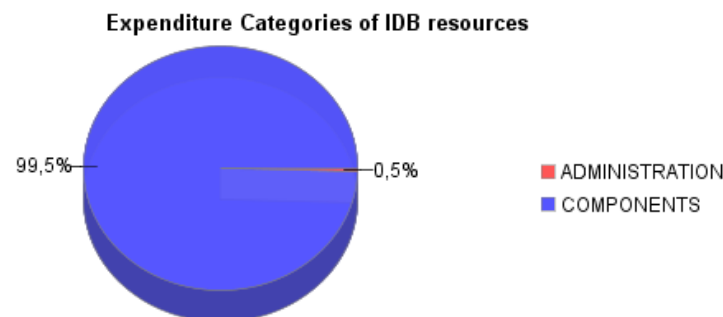
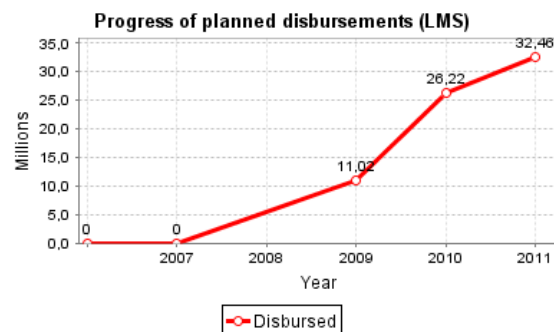
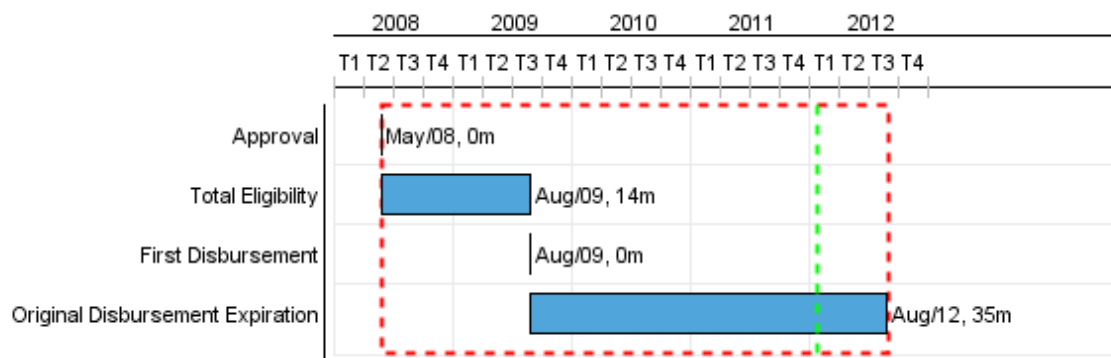


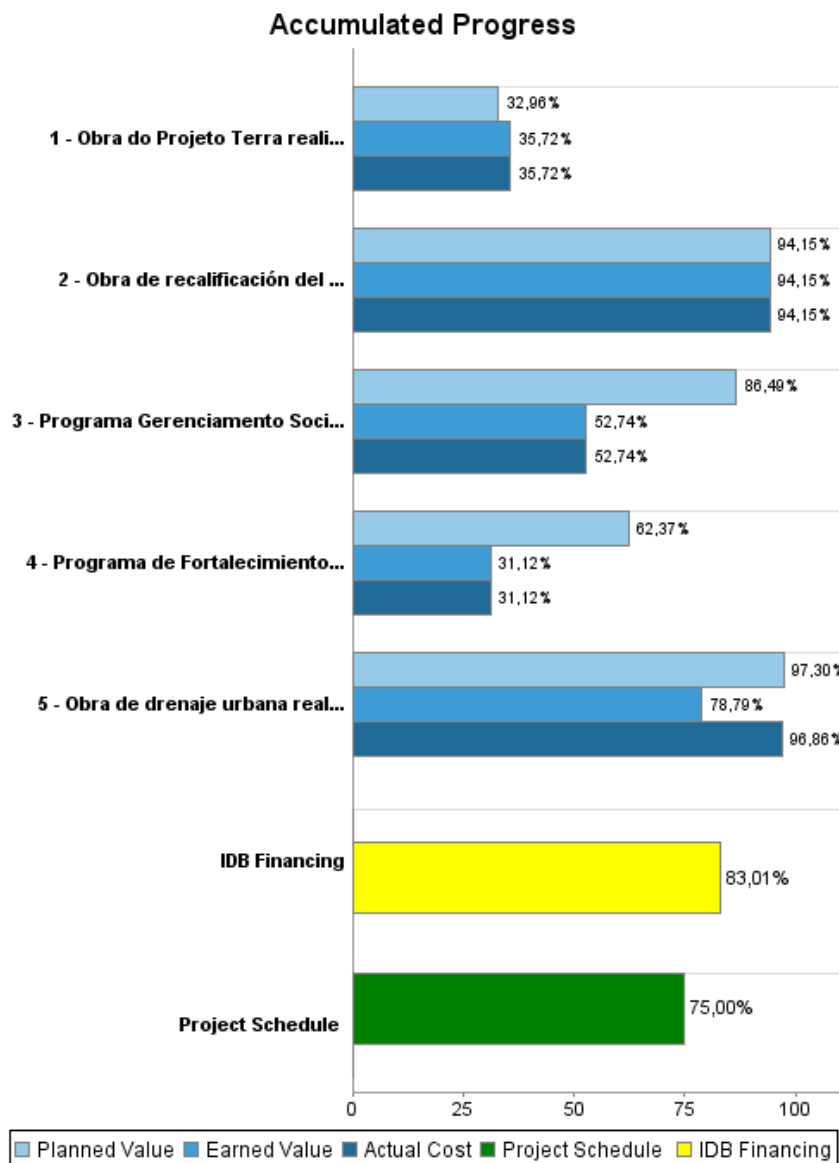
## Summary Report

Basic Data		Available Funds (US\$)		Total Cost and Source	
Executing Agency (EA):	Prefeitura Municipal de Vitoria				
Sector:	URBAN DEVELOPMENT AND HOUSING-INTEGRATED URBAN DEVELOPMENT				
Loan Number(s):	1986/OC-BR	Current Approved Amount:	39.100.000,00	Original IDB:	39.100.000,00
Stage:	Approved	Disbursed Amount to Date:	32.455.645,87	Current IDB:	39.100.000,00
Operation Type:	INV - Investment	% Disbursed:	83,01	Pari-passu:	60,00
Related Operation(s):	BR-L1043	Balance:	6.644.354,13	Co-Financing/Country:	26.100.000,00
Operation Subtype:	GCR - Global Credit Operation			Original Estimate:	65.200.000,00
				Amortization Period (months):	234

Project Environmental and Social Impact Category	Reformulation	Validation
Project Environmental and Social Impact Category: B(R)	( ) Was the objective(s) of this project reformulated?	Validated by Division Chief: Sep 23, 2011 Validated by Country Representative: Sep 25, 2011



## Accumulated Progress as of 2011



## Outcomes

<b>Outcome:</b>	Infraestructura urbana y las condiciones ambientales del municipio mejorada y el acceso de su población a servicios sociales básicos ampliados
-----------------	--

Indicator	Unit of Measure	Baseline	Baseline Year		2012	End of project
Indice de Calidad de Vida Urbana (ICVU) medio de las áreas intervenidas en el componente de Apoyo al Proyecto ¿Terra Mais Igual¿ mejorado	indice	0,52	2000	P	0,68	0,68
				A		
Indice de Calidad de Vida Urbana (ICVU) medio de las áreas intervenidas en el componente de Revitalización del Centro mejorado	indice	0,73	2000	P	0,80	0,80
				A		

## Outputs: Annual Physical and Financial Progress 2011

Description	Unit of Measure	Physical				Financial			
		Planned	Actual	Accumulated units	EOP units	Planned	Actual	Accumulated costs	EOP costs
<b>Apoyo al proyecto ¿Terra Mais Igual¿</b>									
Obra do Projeto Terra realizada	obra				1,00	5.000.000,00	5.000.000,00		46.499.010,66
Programa Gerenciamento Social Projeto Terra implementado	programa				1,00	800.000,00	1.234.360,56		2.340.529,00
<b>Recalificación del centro</b>									
Obra de recalificación del centro realizada	obra	1,00	1,00		1,00				529.411,76
<b>Drenaje Urbano</b>									
Obra de drenaje urbana realizada	#				1,00	661.934,00			21.052.800,00
<b>Fortalecimiento Institucional</b>									
Programa de Fortalecimiento Institucional implementado	programa				1,00	1.500.000,00			4.800.000,00
<b>Administracion del programa</b>									
<b>others</b>									
<b>TOTAL</b>						<b>7.961.934,00</b>	<b>6.234.360,56</b>		<b>75.221.751,42</b>