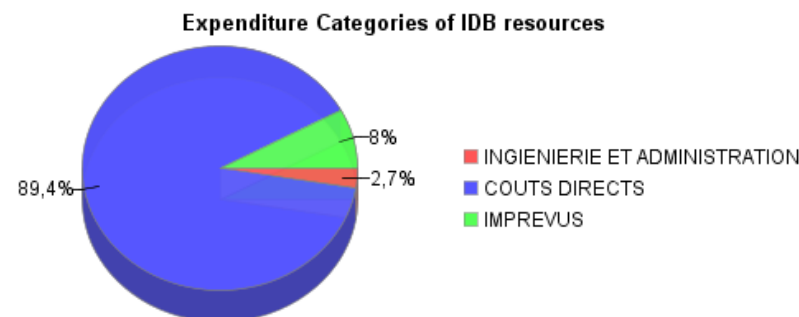
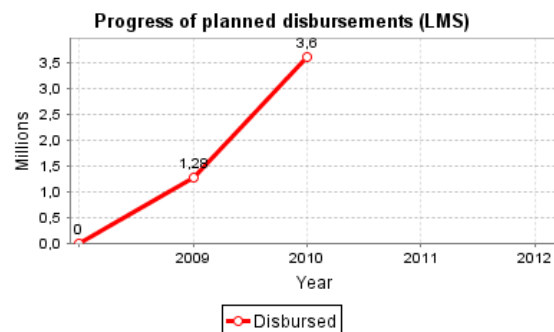
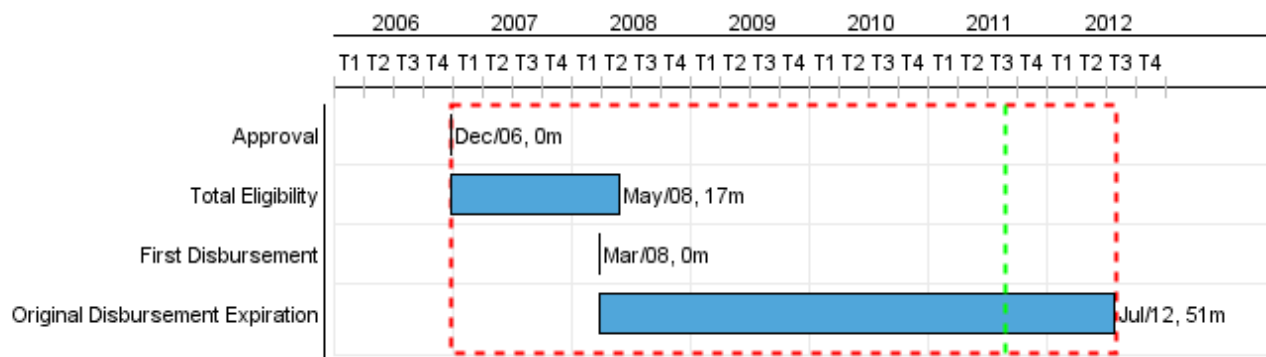


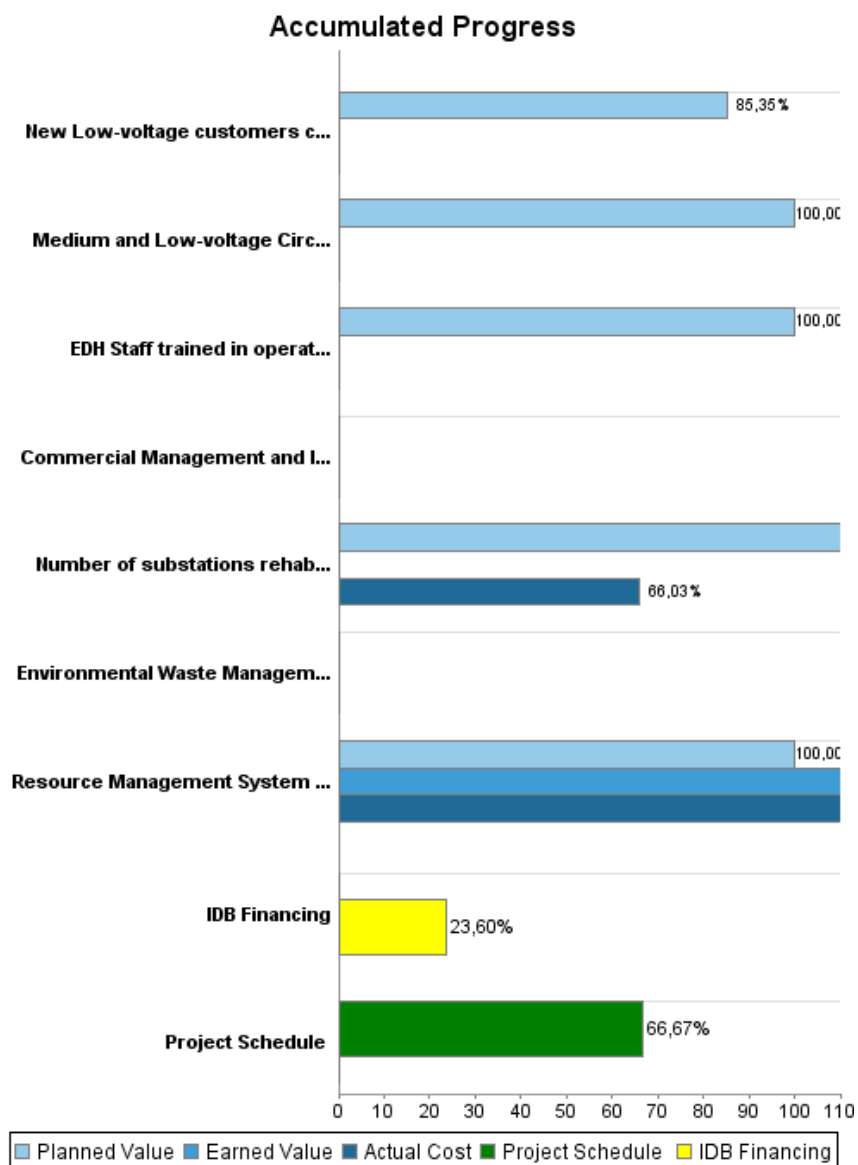
Summary Report

Basic Data		Available Funds (US\$)		Total Cost and Source	
Executing Agency (EA):	MINISTERE DE TRAVAUX PUBLICS, TRANSPORTS ET COMMUNICATIONS				
Sector:	ENERGY				
Loan Number(s):	1813/SF-HA;2394/GR-HA	Current Approved Amount:	18.328.400,00	Original IDB:	34.100.510,84
Stage:	Approved	Disbursed Amount to Date:	4.325.879,85	Current IDB:	18.328.400,00
Operation Type:	INV - Investment	% Disbursed:	23,60	Pari-passu:	100,00
Related Operation(s):		Balance:	14.002.520,15	Co-Financing/Country:	160.000,00
Operation Subtype:	ESP - Specific Investment Operation			Original Estimate:	34.260.510,84
				Amortization Period (months):	354

Project Environmental and Social Impact Category	Reformulation	Validation
Project Environmental and Social Impact Category: B	() Was the objective(s) of this project reformulated?	Validated by Division Chief: Apr 7, 2011 Validated by Country Representative: Apr 27, 2011



Accumulated Progress as of 2010



Outcomes

Outcome: Technical and non-technical losses in the distribution system reduced.

Indicator	Unit of Measure	Baseline	Baseline Year		2009	2012	End of project
Technical losses reduced	MWh/Semestre	48,05	2007	P A	30,00 48,05	20,05	20,05
Billing rate increased	%	75,00	2007	P A	80,00 75,00	95,00	95,00
Cash recovery rate increased	%	30,00	2007	P A	45,00 30,00	68,00	68,00
Number of regular clients increased	Number	57.052,00	2008	P A	45,00 126,00	22,00	0,00

Outcome: Basic distribution system infrastructure improved

Indicator	Unit of Measure	Baseline	Baseline Year		2009	2012	End of project
Number of electrical outages reduced	number	126,00	2007	P A			22,00

Outcome: Quality of client service improved

Indicator	Unit of Measure	Baseline	Baseline Year		2009	2012	End of project
Hours of electrical service per day increased in the project zone	number	12,00	2007	P A			24,00

Outcome: EDH Management capacity improved

Indicator	Unit of Measure	Baseline	Baseline Year		2009	2012	End of project
Increase in Cash Recovery Index	number	32,00	2008	P A	99,00 96,00	60,00	60,00

PROGRESS MONITORING REPORT

HA-L1014 - Rehabilitation of Electricity Distribution System in Port au Prince
2010 2º period with closure up to(31-Mar-2011)

Inter-American Development Bank - IDB

Office of Strategic Planning and Development Effectiveness

Last Update: 29/03/2011

Outputs: 2010 Annual Physical and Financial Progress 2010

Description	Unit of Measure	Physical				Financial			
		Planned	Actual	Accumulated units	EOP units	Planned	Actual	Accumulated costs	EOP costs
Rehabilitation of medium and low-voltage works and retailing components									
Number of substations rehabilitated	Number	2,00			6,00	632.000,00			2.632.000,00
Medium and Low-voltage Circuits Rehabilitated	Number	7,00			15,00	72,00			1.811.072,00
New Low-voltage customers connected	Number				55.000,00	1.000.000,00			5.858.000,00
Set up Commercial Management and Institutional Reinforcement System									
Commercial Management and Institutional Reinforcement System set-up	number				1,00				
Resource Management System Operational	number	1,00	1,00		1,00	120.000,00			1.400.000,00
EDH Staff trained in operation of RMS System	number	10,00	4,00		20,00				515.000,00
Environmental Waste Management System	Number of Facilities Built				1,00				300.000,00
TOTAL						1.752.072,00			12.516.072,00