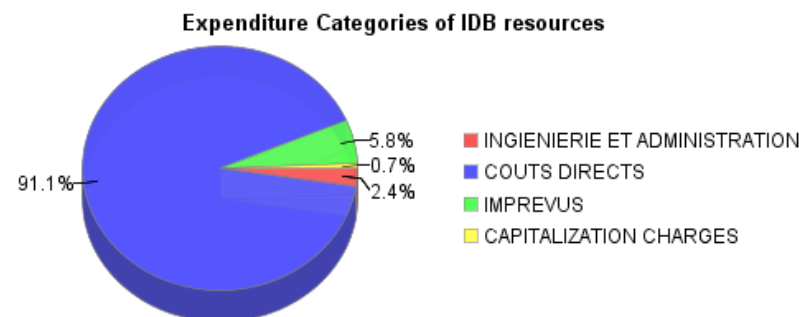
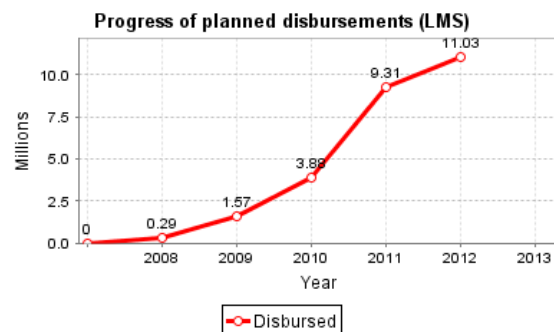
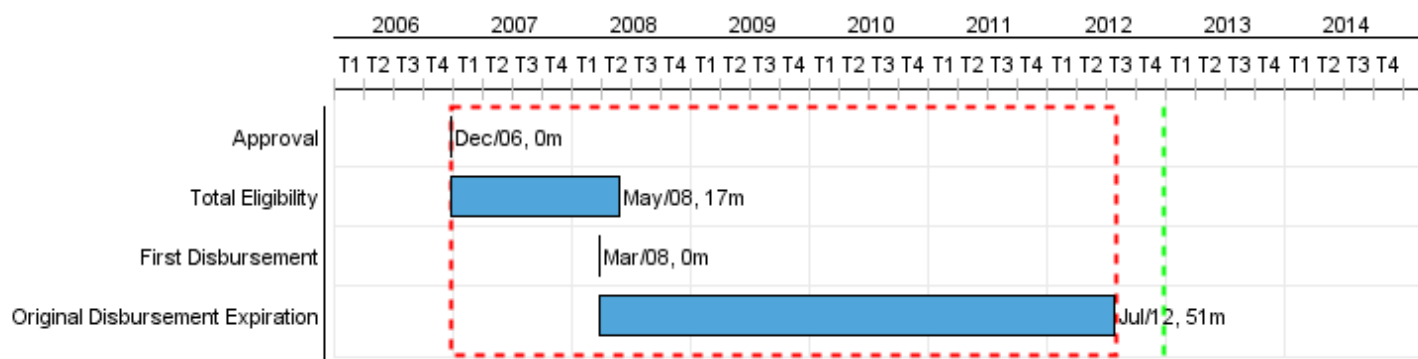


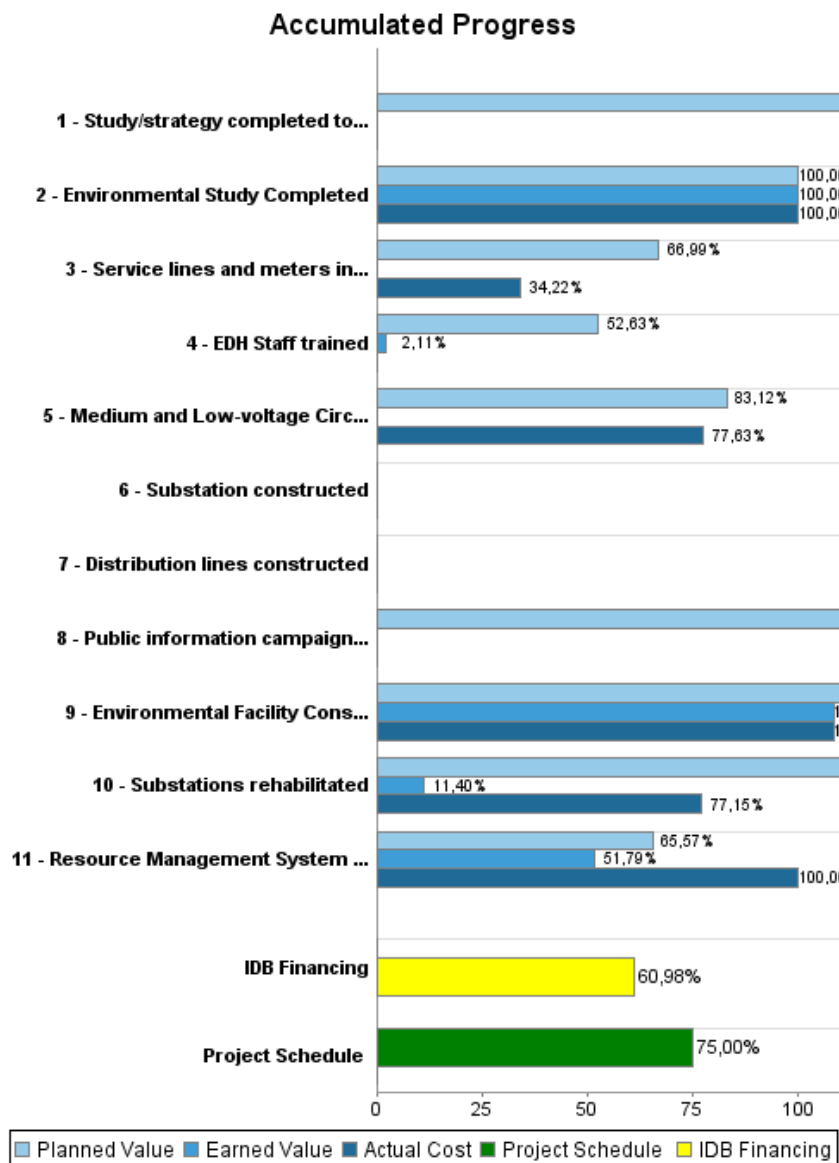
Summary Report

Basic Data		Available Funds (US\$)		Total Cost and Source	
Executing Agency (EA):	MINISTERE DE TRAVAUX PUBLICS, TRANSPORTS, ENERGIE ET COMMUNICATIONS				
Sector:	ENERGY				
Loan Number(s):	1813/SF-HA;2394/GR-HA	Current Approved Amount:	18.090.000,00	Original IDB:	33.862.110,84
Stage:	Approved	Disbursed Amount to Date:	11.031.604,36	Current IDB:	18.090.000,00
Operation Type:	INV - Investment	% Disbursed:	60,98	Pari-passu:	99,00
Related Operation(s):	HA-L1035, HA-L1084	Balance:	7.058.395,64	Co-Financing/Country:	160.000,00
Operation Subtype:	ESP - Specific Investment Operation			Original Estimate:	34.022.110,84
				Amortization Period (months):	354

Project Environmental and Social Impact Category	Reformulation	Validation
Project Environmental and Social Impact Category: B(R)	() Was the objective(s) of this project reformulated?	Validated by Division Chief: 28-sep-2012 Validated by Country Representative: 30-sep-2012



Accumulated Progress as of 2012



Outcomes

Outcome: Technical and non-technical losses in the distribution system reduced.

Indicator	Unit of Measure	Baseline	Baseline Year		2008	2009	2010	2011	2012	2013	End of project
Technical losses	MWh	48.05	2007	P A	30.05	30.05	20.05	20.05	20.05	20.05	20.05
Billing rate	%/month	75.00	2007	P A	80.00	80.00	80.00	84.00	84.00		84.00
Cash recovery rate	%/month	30.00	2007	P A	45.00	45.00	45.00	68.00	68.00	68.00	68.00

Outcome: Basic distribution system infrastructure improved

Indicator	Unit of Measure	Baseline	Baseline Year		2008	2009	2010	2011	2012	2013	End of project
Electrical outages	outages	126.00	2007	P A	33.00	21.00	15.00	15.00	15.00	15.00	22.00

Outcome: Quality of client service improved

Indicator	Unit of Measure	Baseline	Baseline Year		2008	2009	2010	2011	2012	2013	End of project
Energy delivered in the program area	MWh	287.00	2007	P A	287.00	287.00	340.00	340.00	340.00	340.00	340.00

Outcome: EDH Management capacity improved

Indicator	Unit of Measure	Baseline	Baseline Year		2008	2009	2010	2011	2012	2013	End of project
Transfers from the central government to EDH recorded in the budget	MUSD	50.00	2006	P A	45.00	45.00	45.00	40.00	40.00	40.00	40.00

Outputs: Annual Physical and Financial Progress 2012

Description	Unit of Measure	Physical				Financial			
		Planned	Actual	Accumulated units	EOP units	Planned	Actual	Accumulated costs	EOP costs
Rehabilitation of medium and low-voltage works and retailing components									
Substations rehabilitated	Substations	1,00	1,00		3,00	200.000,00	292.600,00		2.632.000,00
Medium and Low-voltage Circuits Rehabilitated	Circuits	1,00			3,00	1.000.000,00	856.978,00		6.074.072,00
Service lines and meters installed	Meters	10.000,00			35.000,00	924.000,00	469.646,00		5.858.000,00
Substation constructed	Substation				1,00				8.337.750,00
Distribution lines constructed	Kilometers				38,60				3.395.000,00
Set up Commercial Management and Institutional Reinforcement System									
Resource Management System Operational	System		1,00		1,00				3.485.000,00
EDH Staff trained	Staff	15,00			50,00	90.000,00			190.000,00
Environmental Facility Constructed	Facility				1,00		17.139,00		204.000,00
Environmental Study Completed	Study								28.000,00
Study/strategy completed to implement the medium-and long-term investment plan	Study	1,00			1,00	250.000,00			250.000,00
Public information campaign conducted	Campaign	1,00			1,00	75.000,00			75.000,00
Project Administration									
Engineering and Administration	N/A					162.000,00	169.844,00		734.000,00
Contingency	N/A								1.180.000,00
Financial Expenses	N/A					15.000,00	5.000,00		75.000,00
TOTAL						2.716.000,00	1.811.207,00		32.517.822,00