








Results Matrix

Outcomes

Outcome:	1 Strengthened capacities of LAC public institutions to support the digital transformation of MSMEs	
----------	---	--



Outputs: Annual Physical and Financial Progress

1 Mejora y difusión de la herramienta de Chequeo Digital						Physical Progress					Financial Progress									
Outputs	Output Description	Unit of Measure	Baseline	Baseline Year	Means of verification		2021	2022	2023	2024	EOP		2021	2022	2023	2024	EOP	Theme	Fund	Flags
1.1 Virtual platforms improved	Updated version of the platform transferred to beneficiaries	Platforms (#)	0	2021	Consulting reports and links to updated platforms	P	1	1	1	0	3	P	20000	20000	20000	0	60000	Digital Economy	INS	
						P(a)	1	1	1	0	2	P(a)	20000	20000	20000	0	40000			
						A						A								
1.2 Participants in intraregional exchange receiving advisory services	Monitoring of the platform in beneficiary countries	Individuals (#)	0	2021	Consulting reports	P	1	1	0	0	2	P	25000	25000	0	0	50000	Digital Economy	INS	
						P(a)	1	1	0	0	1	P(a)	25000	25000	0	0	25000			
						A						A								
1.3 Pilot interventions implemented	Design and experimentation of cost-effective solutions to further foster MSMEs digitization	Pilots (#)	0	2021	Consulting contracts	P	0	1	1	0	2	P	0	20000	20000	0	40000	Digital Economy	INS	
						P(a)	0	1	1	0	2	P(a)	0	20000	20000	0	40000			
						A						A								
1.4 Training workshops delivered	Workshops with MSMEs to incentivize and help them fill out the tool	Workshops (#)	0	2021	Invitations sent	P	1	1	1	1	4	P	2500	2500	2500	2500	10000	Digital Economy	INS	
						P(a)	1	1	1	1	3	P(a)	2500	2500	2500	2500	7500			
						A						A								
2 Diagnóstico del estado de digitalización de las MIPYMES y evidencia del impacto productivo de la transformación digital						Physical Progress					Financial Progress									
Outputs	Output Description	Unit of Measure	Baseline	Baseline Year	Means of verification		2021	2022	2023	2024	EOP		2021	2022	2023	2024	EOP	Theme	Fund	Flags
2.1 Virtual platforms designed	Platform for visualisation and analysis of regional data	Platforms (#)	0	2021	Link to the platform	P	0	1	0	0	1	P	0	40000	0	0	40000	Digital Economy	INS	
						P(a)	0	1	0	0	1	P(a)	0	40000	0	0	40000			
						A						A								
2.2 Annual reports published	Country and regional level data analysis reports	Reports (#)	0	2021	Link to the published reports	P	0	1	1	1	3	P	0	10000	10000	10000	30000	Digital Economy	INS	
						P(a)	0	1	1	1	3	P(a)	0	10000	10000	10000	30000			
						A						A								
2.3 Quasi-experimental impact evaluation (ex-ante or ex-post) performed	Impact evaluation of specific programs realized based on the Chequeo Digital	Evaluation Final Report (#)	0	2021	Link to the published reports	P	0	0	1	1	2	P	0	0	20000	20000	40000	Digital Economy	INS	
						P(a)	0	0	1	1	2	P(a)	0	0	20000	20000	40000			
						A						A								

Other Cost

Total Cost

	2021	2022	2023	2024	Total Cost
P	\$47,500.00	\$117,500.00	\$72,500.00	\$32,500.00	\$270,000.00
P(a)	\$47,500.00	\$117,500.00	\$72,500.00	\$32,500.00	\$222,500.00
A					