







Results Matrix

Outcomes

Outcome:	1 Strengthening institutional capacity of the Government of Haiti for enhanced SOE management and oversight										
Indicators	Flags*	Unit of Measure	Baseline	Baseline Year	Means of verification		2022	2023	2024	2025	EOP
1.1 SOE oversight management, investment planning capacity, and fiscal planning of productive activities		# Agency	0.00	2022	Action plan drafts completed	P	0.00	0.00	0.00	1.00	1.00
						P(a)	0.00	0.00	0.00	1.00	1.00
						A	0.00				0.00
 CRF Indicator											

Outputs: Annual Physical and Financial Progress

1 Deepen and update the diagnostics of the current state of the governance and investment frameworks of the State-Owned Enterprises (SOEs)						Physical Progress						Financial Progress								
Outputs	Output Description	Unit of Measure	Baseline	Baseline Year	Means of verification		2022	2023	2024	2025	EOP		2022	2023	2024	2025	EOP	Theme	Fund	Flags
1.1 Diagnostics and assessments completed	Diagnostics and assessment of Haiti's that will include: mapping and categorization of SOEs analysis of their	Diagnostics (#)	0	2022	Consultants' reports	P	0	1	0	0	1	P	0	60000	40000	0	100000	Institutional Development	W1D	
						P(a)	0	1	0	0	1	P(a)	0	60000	40000	0	100000			
						A	0				0	A	0				0			
1.2 Institutional development plan designed	The plan will include a draft of a policy roadmap and action plan for the improvement of the	Plans (#)	0	2022	Consultants' reports	P	0	0	1	0	1	P	0	40000	50000	10000	100000	Institutional Development	W1D	
						P(a)	0	0	1	0	1	P(a)	0	40000	50000	10000	100000			
						A	0				0	A	0				0			
2 Analysis and evaluation of the design and management of the fiscal regimes of SOEs' productive activities in Haiti and their implications for fiscal sustainability						Physical Progress						Financial Progress								
Outputs	Output Description	Unit of Measure	Baseline	Baseline Year	Means of verification		2022	2023	2024	2025	EOP		2022	2023	2024	2025	EOP	Theme	Fund	Flags
2.1 Diagnostics and assessments completed	The diagnostics and assessment will center around the fiscal regimes applicable to SOEs productive activities in Haiti	Diagnostics (#)	0	2022	Consultants' reports	P	0	0	1	0	1	P	0	30000	60000	10000	100000	Institutional Development	W1D	
						P(a)	0	0	1	0	1	P(a)	0	30000	60000	10000	100000			
						A	0				0	A	0				0			
2.2 Institutional development plan designed	The output will include a policy framework to improve the fiscal management of SOEs' productive activities, as well as a plan to	Plans (#)	0	2022	Consultants' reports	P	0	0	0	1	1	P	0	20000	60000	20000	100000	Institutional Development	W1D	
						P(a)	0	0	0	1	1	P(a)	0	20000	60000	20000	100000			
						A	0				0	A	0				0			
3 Production of knowledge products, dissemination of results, and training						Physical Progress						Financial Progress								
Outputs	Output Description	Unit of Measure	Baseline	Baseline Year	Means of verification		2022	2023	2024	2025	EOP		2022	2023	2024	2025	EOP	Theme	Fund	Flags
3.1 Training workshops delivered	Training workshop delivered, focused on the strengthening of fiscal management of SOEs, the dissemination of	Workshops (#)	0	2022	Workshop event agenda and list of participants	P	0	0	1	0	1	P	0	40000	40000	20000	100000	Institutional Development	W1D	
						P(a)	0	0	1	0	1	P(a)	0	40000	40000	20000	100000			
						A	0				0	A	0				0			

Other Cost

Total Cost

	2022	2023	2024	2025	Total Cost
P		\$190,000.00	\$250,000.00	\$60,000.00	\$500,000.00
P(a)		\$190,000.00	\$250,000.00	\$60,000.00	\$500,000.00
A					