








Results Matrix

Outcomes

Outcome:	1 Enhanced migration services for migrant populations in Belize
Outcome:	2 Better understanding of the situation of migrant students in Belize in light of the COVID-19 pandemic

 CRF Indicator

Outputs: Annual Physical and Financial Progress

1 Strengthening of the Immigration Departments' institutional capacity						Physical Progress				Financial Progress								
Outputs	Output Description	Unit of Measure	Baseline	Baseline Year	Means of verification		2021	2022	2023	EOP		2021	2022	2023	EOP	Theme	Fund	Flags
1.1 Institutions trained	Trainings and courses on data analytics completed by government officials	Institutions (#)	0	2021	Report on online and face to face trainings delivered	P	0	1	1	2	P	0	7000	15000	22000	Institutional Development	SOC	
						P(a)	0	1	1	2	P(a)	0	7000	15000	22000			
						A					A							
1.2 Diagnostics and assessments completed	Studies to strengthen digitalization capacity of migration services	Diagnostics (#)	0	2021	Studies	P	0	2	0	2	P	0	35000	0	35000	Institutional Development	SOC	
						P(a)	0	2	0	2	P(a)	0	35000	0	35000			
						A					A							
1.3 Awareness raising campaigns designed/implemented	Design and implementation of campaigns to increase migrants' use of government's migration services	Campaigns (#)	0	2021	Implementation report	P	0	1	1	2	P	0	13500	9500	23000	Social Development	SOC	
						P(a)	0	1	1	2	P(a)	0	13500	9500	23000			
						A					A							
2 Evaluation of the Situation of Migrant and Refugee Students						Physical Progress				Financial Progress								
Outputs	Output Description	Unit of Measure	Baseline	Baseline Year	Means of verification		2021	2022	2023	EOP		2021	2022	2023	EOP	Theme	Fund	Flags
2.1 New databases created	New database created	Databases (#)	0	2021	Database	P	0	1	0	1	P	0	10000	0	10000	Education	SOC	
						P(a)	0	1	0	1	P(a)	0	10000	0	10000			
						A					A							
2.2 Surveys conducted	Surveys conducted	Surveys (#)	0	2021	Final report	P	0	1	0	1	P	0	40000	0	40000	Education	SOC	
						P(a)	0	1	0	1	P(a)	0	40000	0	40000			
						A					A							
3 Dissemination						Physical Progress				Financial Progress								
Outputs	Output Description	Unit of Measure	Baseline	Baseline Year	Means of verification		2021	2022	2023	EOP		2021	2022	2023	EOP	Theme	Fund	Flags
3.1 Workshops organized	Workshop to socialize results	Workshops (#)	0	2021	Workshop report	P	0	0	1	1	P	0	0	10000	10000	Institutional Development	SOC	
						P(a)	0	0	1	1	P(a)	0	0	10000	10000			
						A					A							
3.2 Technical notes created	Technical note	Notes (#)	0	2021	Publication	P	0	0	1	1	P	0	0	10000	10000	Education	SOC	
						P(a)	0	0	1	1	P(a)	0	0	10000	10000			
						A					A							

Other Cost

Total Cost

	2021	2022	2023	Total Cost
P		\$105,500.00	\$44,500.00	\$150,000.00
P(a)		\$105,500.00	\$44,500.00	\$150,000.00
A				

 CRF Indicator

 Standard Output Indicator