







Results Matrix

Outcomes



Outcome:	1 LAC-specific knowledge on priority sectors for sustainable economic recovery is generated									
Indicators	Flags*	Unit of Measure	Baseline	Baseline Year	Means of verification		2020	2021	2022	EOP
1.1 Research activities conducted		# of research products	0.00	2020	Deliverable	P	2.00	2.00	2.00	6.00
						P(a)				0.00
						A				
Outcome:	2 Countries are informed on sustainable economic recovery opportunities									
Indicators	Flags*	Unit of Measure	Baseline	Baseline Year	Means of verification		2020	2021	2022	EOP
2.1 Relevant knowledge created for the region's Ministries of Finance		# of studies	0.00	2020	Reports	P	1.00	1.00	1.00	3.00
						P(a)				0.00
						A				
2.2 Knowledge is disseminated through the Coalition of Ministers of Finance for Climate Action		# of workshops	0.00	2020	Reports	P	1.00	2.00	2.00	5.00
						P(a)				0.00
						A				

CRF Indicator

Outputs: Annual Physical and Financial Progress

1 Component I: Research and identification of ongoing relevant efforts and opportunities						Physical Progress					Financial Progress				Theme	Fund	Flags	
Outputs	Output Description	Unit of Measure	Baseline	Baseline Year	Means of verification	2020	2021	2022	EOP	2020	2021	2022	EOP					
1.1 Adaptation study completed	Adaptation Policy Study	Studies (#)	0	2020	Deliverable	P	0	1	0	1	P	0	75000		75000	Sustainable Energy and Climate Change	MSC	
						P(a)	0	0	0	0	P(a)	0			0			
						A	0			0	A	0			0			
1.2 Diagnostics and assessments completed	Policy Opportunity Assessments	Diagnostics (#)	0	2020	Deliverable	P	0	1	1	2	P	50000	0	75000	125000	Sustainable Energy and Climate Change	MSC	
						P(a)	0	0	0	0	P(a)	0			0			
						A	0			0	A	0			0			
2 Component II: Design and execution of a dissemination and communications plan.						Physical Progress					Financial Progress				Theme	Fund	Flags	
Outputs	Output Description	Unit of Measure	Baseline	Baseline Year	Means of verification	2020	2021	2022	EOP	2020	2021	2022	EOP					
2.1 Training workshops delivered	Number of workshops delivered	Workshops (#)	0	2020	Workshop report	P	0	3	2	5	P	3000	6000	6000	15000	Sustainable Energy and Climate Change	MSC	
						P(a)	0	0	0	0	P(a)	0	0	0	0			
						A	0			0	A	0			0			
2.2 Individuals Trained	Number of individuals trained	Individuals (#)	0	2020	Attendance list	P	0	50	50	100	P	0	0	0	0	Sustainable Energy and Climate Change	MSC	
						P(a)	0	0	0	0	P(a)	0	0	0	0			
						A	0			0	A	0			0			
2.3 Awareness raising campaigns designed/implemented	Dissemination Strategy	Campaigns (#)	0	2020	Conusltancy deliverables uploaded	P	0	0	1	1	P	10000	25000	25000	60000	Sustainable Energy and Climate Change	MSC	
						P(a)	0	0	0	0	P(a)	0	0	0	0			
						A	0			0	A	0			0			

Other Cost
Total Cost

CRF IndicatorStandard Output Indicator

	2020	2021	2022	Total Cost
P	\$63,000.00	\$106,000.00	\$106,000.00	\$275,000.00
P(a)				
A				