






Results Matrix

Outcomes

Outcome:	1 Areas of improvement of framework conditions for digitization identified										
Indicators		Flags*	Unit of Measure	Baseline	Baseline Year	Means of verification	2021	2022	2023	EOP	
1.1 Proposal of improvement of framework conditions developed			Study	0.00	2020	Study	P	0.00	0.00	1.00	1.00
							P(a)	0.00	0.00	1.00	1.00
							A	0.00			0.00
Outcome:	2 Reforms to improve the efficiency of public programs to promote business digitization identified										
Indicators		Flags*	Unit of Measure	Baseline	Baseline Year	Means of verification	2021	2022	2023	EOP	
2.1 Reform agenda of public programs to promote digitization			Agenda	0.00	2020	Agenda	P	0.00	0.00	1.00	1.00
							P(a)	0.00	0.00	1.00	1.00
							A	0.00			

 CRF Indicator

Outputs: Annual Physical and Financial Progress

1 Digitalization						Physical Progress					Financial Progress							
Outputs	Output Description	Unit of Measure	Baseline	Baseline Year	Means of verification	2021	2022	2023	EOP	2021	2022	2023	EOP	Theme	Fund	Flags		
1.1 Diagnostics and assessments completed	Analysis of the framework for satellite services businesses	Diagnostics (#)	0	2021	Consultancy Report (#)	P	0	1	0	1	P	0	40000	0	40000	Institutional Development	INS	
						P(a)	0	1	0	1	P(a)	0	40000	0	40000			
						A	0			0	A	0			0			
1.2 Diagnostics and assessments completed	Technical assistance for the analysis of domestic capacities for Artificial Intelligence	Diagnostics (#)	0	2021	Consultancy Report (#)	P	0	1	0	1	P	0	60000	0	60000	Institutional Development	INS	
						P(a)	0	1	0	1	P(a)	0	60000	0	60000			
						A	0			0	A	0			0			
2 Technological Extensionism						Physical Progress					Financial Progress							
Outputs	Output Description	Unit of Measure	Baseline	Baseline Year	Means of verification	2021	2022	2023	EOP	2021	2022	2023	EOP	Theme	Fund	Flags		
2.1 Diagnostics and assessments completed	Evaluation of the quality and coverage of programs oriented to digital talent formation	Diagnostics (#)	0	2021	Consultancy Report (#)	P	0	0	1	1	P	0	20000	20000	40000	Institutional Development	INS	
						P(a)	0	0	1	1	P(a)	0	20000	20000	40000			
						A	0			0	A	0			0			
2.2 Diagnostics and assessments completed	Identify the effects of the adoption of digital technologies in enterprises	Diagnostics (#)	0	2021	Consultancy Report (#)	P	0	0	1	1	P	0	0	50000	50000	Institutional Development	INS	
						P(a)	0	0	1	1	P(a)	0	0	50000	50000			
						A	0			0	A	0			0			
2.3 Seminars organized	Dissemination event	Seminars (#)	0	2021	Consultancy Report (#)	P	0	0	1	1	P	0	0	10000	10000	Institutional Development	INS	
						P(a)	0	0	1	1	P(a)	0	0	10000	10000			
						A	0			0	A	0			0			

Other Cost

Total Cost

	2021	2022	2023	Total Cost
P		\$120,000.00	\$80,000.00	\$200,000.00
P(a)		\$120,000.00	\$80,000.00	\$200,000.00
A				