




Results Matrix

Outcomes

Outcome:	1 Establish a set of technical priorities for future investments in the tourism sector under the bioeconomy axis of the Initiative for the Sustainable Development of the Amazon Region									
Indicators	Flags*	Unit of Measure	Baseline	Baseline Year	Means of verification		2022	2023	2024	EOP
1.1 Report with investments in the tourism sector to be financed by the Initiative for the Sustainable Development		Report	0.00	2022	Report with investments prioritized	P	0.00	0.00	1.00	1.00
						P(a)	0.00	0.00	1.00	1.00
						A	0.00			0.00

CRF Indicator

Outputs: Annual Physical and Financial Progress

1 Promotion of a tourism coordination model for the Amazon						Physical Progress					Financial Progress					Theme	Fund	Flags
Outputs	Output Description	Unit of Measure	Baseline	Baseline Year	Means of verification	2022	2023	2024	EOP	2022	2023	2024	EOP					
1.1 Regional roundtable for tourism coordination in the Amazon established		Tools	0	2022	Regional roundtables status reports	P	0	1	0	1	P	0	30000	30000	60000	Institutional Development	W3A	
						P(a)	0	1	0	1	P(a)	0	30000	30000	60000			
						A	0			0	A	0			0			
1.2 Consultation with local communities accomplished		Workshops	0	2022	Local community consultation reports	P	0	2	3	5	P	0	45000	45000	90000	Regional Integration	W3A	
						P(a)	0	2	3	5	P(a)	0	45000	45000	90000			
						A	0			0	A	0			0			
2 Tourist demand surveys for the Amazon						Physical Progress					Financial Progress					Theme	Fund	Flags
Outputs	Output Description	Unit of Measure	Baseline	Baseline Year	Means of verification	2022	2023	2024	EOP	2022	2023	2024	EOP					
2.1 Surveys with real and potential visitors of the main destinations of the Amazon conducted		Surveys	0	2022	Survey reports	P	0	1	1	2	P	0	100000	50000	150000	Regional Integration	W3A	
						P(a)	0	1	1	2	P(a)	0	100000	50000	150000			
						A	0			0	A	0			0			
2.2 New databases created	Database of innovative tourism investors	Databases (#)	0	2022	Databases created	P	0	0	1	1	P	0	25000	25000	50000	Social Development	W3A	
						P(a)	0	0	1	1	P(a)	0	25000	25000	50000			
						A	0			0	A	0			0			
3 Regional tourism planning tool for the Amazon						Physical Progress					Financial Progress					Theme	Fund	Flags
Outputs	Output Description	Unit of Measure	Baseline	Baseline Year	Means of verification	2022	2023	2024	EOP	2022	2023	2024	EOP					
3.1 Management information systems (MIS) implemented	Amazon´s regional tourist map in a digital platform	Systems (#)	0	2022	Management information system implemented	P	0	0	1	1	P	0	50000	100000	150000	Regional Integration	W3A	
						P(a)	0	0	1	1	P(a)	0	50000	100000	150000			
						A	0			0	A	0			0			

Other Cost

Total Cost

	2022	2023	2024	Total Cost
P		\$250,000.00	\$250,000.00	\$500,000.00
P(a)		\$250,000.00	\$250,000.00	\$500,000.00
A				