






Results Matrix

Outcomes										
Outcome:	1 Capacities of the IAvH for improving framework conditions for the development of bioeconomy developed									
Indicators	Flags*	Unit of Measure	Baseline	Baseline Year	Means of verification		2021	2022	2023	EOP
1.1 Reform agenda for improving conditions for bioprospecting and innovation in bio-based products		Policy document	0.00	2021	Policy document	P	0.00	0.00	1.00	
						P(a)	0.00	0.00	1.00	
						A	0.00			
Outcome:	2 Roadmap for strengthening the IAvH developed									
Indicators	Flags*	Unit of Measure	Baseline	Baseline Year	Means of verification		2021	2022	2023	EOP
2.1 Investment plan		Investment plan	0.00	2021	Investment plan	P	0.00	0.00	1.00	
						P(a)	0.00	0.00	1.00	
						A	0.00			

CRF Indicator

Outputs: Annual Physical and Financial Progress

1 Actions to improve the context for the development of the bioeconomy in Colombia						Physical Progress					Financial Progress					Theme	Fund	Flags
Outputs	Output Description	Unit of Measure	Baseline	Baseline Year	Means of verification	2021	2022	2023	EOP	2021	2022	2023	EOP					
1.1 Diagnostics and assessments completed	Analysis of the context for bioprospecting and innovation in bio-based products	Diagnostics (#)	0	2021	# of reports approved	P	0	1	0	1	P	0	50000	0	50000	Institutional Development	INS	
						P(a)	0	1	0	1	P(a)	0	50000	0	50000			
						A	0			0	A	0			0			
1.2 Action plans implemented	Action plan and strategic communication for IAvH to address the context constraints it could influence	Action Plans (#)	0	2021	# of reports approved	P	0	0	1	1	P	0	15000	10000	25000	Institutional Development	INS	
						P(a)	0	0	1	1	P(a)	0	15000	10000	25000			
						A	0			0	A	0			0			
2 Strategic plan for institutional transformation						Physical Progress					Financial Progress					Theme	Fund	Flags
Outputs	Output Description	Unit of Measure	Baseline	Baseline Year	Means of verification	2021	2022	2023	EOP	2021	2022	2023	EOP					
2.1 Institutional development plan designed	Identification of world-class benchmark organizations and respective IAvH gap analyses	Plans (#)	0	2021	# of final reports approved	P	0	0	1	1	P	0	65000	60000	125000	Institutional Development	INS	
						P(a)	0	0	1	1	P(a)	0	65000	60000	125000			
						A	0			0	A	0			0			

Other Cost

Total Cost

	2021	2022	2023	Total Cost
P		\$130,000.00	\$70,000.00	\$200,000.00
P(a)		\$130,000.00	\$70,000.00	\$200,000.00
A				

CRF Indicator

Standard Output Indicator