








## Results Matrix

## Outcomes

Outcome: [1 Advance for a deeper integration among the Pacific Alliance countries and with other strategic partners](#) CRF Indicator

## Outputs: Annual Physical and Financial Progress

1 Component 1: Institutional framework and governance						Physical Progress			Financial Progress				Theme	Fund	Flags	
Outputs	Output Description	Unit of Measure	Baseline	Baseline Year	Means of verification	2020	2021	EOP	2020	2021	EOP					
1.1 Governance models designed/implemented	Consultancy to develop a governance model based on the delivery management approach	Models (#)	0	2019	Action Plan designed and validated	P	1	0	1	P	100000	0	100000	Regional Integration	RIN	
						P(a)	1	0	1	P(a)	100000	0	100000			
						A				A	0		0			
1.2 Workshops organized	Talleres para socializar, discutir y acordar el mejor modelo de gobernanza de la AP con actores públicos y privados	Workshops (#)	0	2019	Workshop report	P	2	1	3	P	40000	20000	60000	Regional Integration	RIN	
						P(a)	2	1	3	P(a)	40000	20000	60000			
						A				A	0		0			
2 Component 2: Free movement of goods and services						Physical Progress			Financial Progress				Theme	Fund	Flags	
Outputs	Output Description	Unit of Measure	Baseline	Baseline Year	Means of verification	2020	2021	EOP	2020	2021	EOP					
2.1 Feasibility study completed	Study to identify opportunities to develop productive chains	Studies (#)	0	2019	# report	P	0	1	1	P	15000	15000	30000	Regional Integration	RIN	
						P(a)	0	1	1	P(a)	15000	15000	30000			
						A				A	0		0			
2.2 Conferences organized	Cumbre Empresarial de la Alianza del Pacífico	Conferences (#)	0	2019	Conference results report	P	1	0	1	P	100000	0	100000	Regional Integration	RIN	
						P(a)	1	0	1	P(a)	100000	0	100000			
						A				A	0		0			
2.3 Business Matchmaking roundtable meeting organized		Matchmaking business meeting (#)	0	2019	Business Matchmaking results report	P	1	0	1	P	80000	0	80000	Regional Integration	RIN	
						P(a)	1	0	1	P(a)	80000	0	80000			
						A				A	0		0			
3 Component 3: Adhesion of new members and Associate Members to the Pacific Alliance						Physical Progress			Financial Progress				Theme	Fund	Flags	
Outputs	Output Description	Unit of Measure	Baseline	Baseline Year	Means of verification	2020	2021	EOP	2020	2021	EOP					
3.1 Diagnostics and assessments completed	análisis que identifique las reformas que se deberán llevar a cabo para el ingreso de Estados Asociados y nuevos miembros al	Diagnostics (#)	0	2019	# assesment report	P	0	1	1	P	25000	25000	50000	Regional Integration	RIN	
						P(a)	0	1	1	P(a)	25000	25000	50000			
						A				A	0		0			
4 Component 4: Communication and Coordination						Physical Progress			Financial Progress				Theme	Fund	Flags	
Outputs	Output Description	Unit of Measure	Baseline	Baseline Year	Means of verification	2020	2021	EOP	2020	2021	EOP					
4.1 Strategies designed	estrategia de comunicación para el año 2020, así como la actualización, mantenimiento y	Strategies (#)	0	2019	Report of communication strategy	P	1	0	1	P	20000	15000	35000	Regional Integration	RIN	
						P(a)	1	0	1	P(a)	20000	15000	35000			
						A				A	0		0			
4.2 Policy dialogue events organized	reuniones de coordinación de alto nivel y técnicas que lleve a cabo la AP durante el 2020	Events (#)	0	2019	Events reports	P	2	1	3	P	5000	10000	15000	Regional Integration	RIN	
						P(a)	2	1	3	P(a)	5000	10000	15000			
						A				A	0		0			

## Other Cost

Execution and monitoring

	2019	2020	2021	Cost
P	\$0.00	\$20,000.00	\$10,000.00	\$30,000.00
P(a)	\$0.00	\$20,000.00	\$10,000.00	\$30,000.00
A	\$0.00			\$0.00

## Total Cost

	2019	2020	2021	Total Cost
P		\$405,000.00	\$95,000.00	\$500,000.00
P(a)		\$405,000.00	\$95,000.00	\$500,000.00
A				

 CRF Indicator Standard Output Indicator