




Results Matrix

Outcomes

Outcome:	1 Tools and knowledge provided to countries in the region to close gaps for the delivery of NDC goals									
Indicators	Flags*	Unit of Measure	Baseline	Baseline Year	Means of verification		2022	2023	2024	EOP
1.1 Countries with NDCs implementation strengthened		Governments (#)	0.00	2022	Investment planning instruments published by governments	P	0.00	2.00	3.00	5.00
						P(a)	0.00	0.00	0.00	0.00
						A				

 CRF Indicator

Outputs: Annual Physical and Financial Progress

1 Investment and financial planning instruments developed for climate action.						Physical Progress					Financial Progress					Theme	Fund	Flags
Outputs	Output Description	Unit of Measure	Baseline	Baseline Year	Means of verification	2022	2023	2024	EOP	2022	2023	2024	EOP					
1.1 NDC gender-inclusive Investment plans designed		Plans (#)	0	2022	Consultants reports	P	0	1	1	2	P	0	100000	200000	300000	Climate Change	MSC	
						P(a)	0	0	0	0	P(a)	0	100000	200000	300000			
						A					A	0			0			
2 Component: Studies to inform and promote climate-related public policy reforms and recommendations for just and inclusive transitions						Physical Progress					Financial Progress							
Outputs	Output Description	Unit of Measure	Baseline	Baseline Year	Means of verification	2022	2023	2024	EOP	2022	2023	2024	EOP	Theme	Fund	Flags		
2.1 Green jobs, gender-inclusive and just transition Policy Report		Reports (#)	0	2022	Consultants reports	P	0	1	0	1	P	0	20000	40000	60000	Climate Change	MSC	
						P(a)	0	0	0	0	P(a)	0	20000	40000	60000			
						A					A	0			0			
3 Measurement, reporting and verification mechanisms (MRV) developed						Physical Progress					Financial Progress							
Outputs	Output Description	Unit of Measure	Baseline	Baseline Year	Means of verification	2022	2023	2024	EOP	2022	2023	2024	EOP	Theme	Fund	Flags		
3.1 MRV technical systems designed or strenghtened for Nationally Determined Contribution tracking progress		Systems (#)	0	2022	Publications and consultant reports	P	0	0	2	2	P	0	200000	210000	410000	Climate Change	MSC	
						P(a)	0	0	0	0	P(a)	0	200000	210000	410000			
						A					A	0			0			
4 Outreach and dissemination						Physical Progress					Financial Progress							
Outputs	Output Description	Unit of Measure	Baseline	Baseline Year	Means of verification	2022	2023	2024	EOP	2022	2023	2024	EOP	Theme	Fund	Flags		
4.1 Workshops organized	Capacity building workshops	Workshops (#)	0	2022	Agendas, presentations and list of participants capacity building workshops or activities	P	0	2	3	5	P	0	5000	10000	15000	Sustainable Energy and Climate Change	MSC	
						P(a)	0	0	0	0	P(a)	0	5000	10000	15000			
						A					A	0			0			
4.2 Policy briefs completed	Policy papers officially published by government institutions	Briefs (#)				P	0	0	2	2	P		5000	10000	15000	Sustainable Energy and Climate Change	MSC	
						P(a)				0	P(a)		5000	10000	15000			
						A					A							

Other Cost

Total Cost

	2022	2023	2024	Total Cost
P		\$330,000.00	\$470,000.00	\$800,000.00
P(a)		\$330,000.00	\$470,000.00	\$800,000.00
A				