




Results Matrix

Outcomes

Outcome:	1 Create an interoperable payment system for the public transport in San José GMA										
Indicators	Flags*	Unit of Measure	Baseline	Baseline Year	Means of verification		2022	2023	2024	2025	EOP
1.1 Number of Interoperable payment system structure developed		Strategic Document #	0.00	2022	Report on structure implemented	P	0.00	0.00	0.00	1.00	1.00
						P(a)	0.00	0.00	0.00	1.00	1.00
						A					0.00



Outputs: Annual Physical and Financial Progress

1 Feasibility Study on the Bus/Train Interoperable Electronic Payment System.						Physical Progress					Financial Progress									
Outputs	Output Description	Unit of Measure	Baseline	Baseline Year	Means of verification		2022	2023	2024	2025	EOP		2022	2023	2024	2025	EOP	Theme	Fund	Flags
1.1 Feasibility study completed	Diagnostic and feasibility study for the deployment of the interoperable electronic payment system	Studies (#)	0	2022	Study report	P	0	1	0	0	1	P	50000	50000	0	0	100000	Sustainable Cities	KPC	
						P(a)	0	1	0	0	1	P(a)	50000	50000	0	0	100000			
						A						A								
1.2 Technical notes created	Technical note on governance & decision-making structure for the SINPE-TP	Notes (#)	0	2022	Technical note document	P	0	0	1	0	1	P	0	50000	50000	0	100000	Sustainable Cities	KPC	
						P(a)	0	0	1	0	1	P(a)	0	50000	50000	0	100000			
						A						A								
1.3 Strategies designed	Development of a roadmap/masterplan for the possible future implementation of a MaaS system in GMA San José	Strategies (#)	0	2022	Strategy report	P	0	0	0	1	1	P	0	0	10000	10000	20000	Sustainable Infrastructure	KPC	
						P(a)	0	0	0	1	1	P(a)	0	0	10000	10000	20000			
						A						A								
2 Piloting of the new interoperable payment system in a real-life environment.						Physical Progress					Financial Progress									
Outputs	Output Description	Unit of Measure	Baseline	Baseline Year	Means of verification		2022	2023	2024	2025	EOP		2022	2023	2024	2025	EOP	Theme	Fund	Flags
2.1 Pilot interventions implemented	Testing and experimentation in real life environment of the new interoperable payment system	Pilots (#)	0	2022	Pilot report	P	0	0	1	0	1	P	0	0	100000	0	100000	Institutional Development	KPC	
						P(a)	0	0	1	0	1	P(a)	0	0	100000	0	100000			
						A						A								
3 Capacity Building and Knowledge Disseminations.						Physical Progress					Financial Progress									
Outputs	Output Description	Unit of Measure	Baseline	Baseline Year	Means of verification		2022	2023	2024	2025	EOP		2022	2023	2024	2025	EOP	Theme	Fund	Flags
3.1 Training workshops delivered	Capacity building workshops for Costa Rican government officials in Korea	Workshops (#)	0	2022	Training minute	P	0	0	1	1	2	P	0	0	40000	20000	60000	Institutional Development	KPC	
						P(a)	0	0	1	1	2	P(a)	0	0	40000	20000	60000			
						A						A								
3.2 Policy dialogue events organized	Dissemination and communication activities of the project	Events (#)	0	2022	Event minute	P	0	0	1	0	1	P	0	0	20000	0	20000	Regional Integration	KPC	
						P(a)	0	0	1	0	1	P(a)	0	0	20000	0	20000			
						A						A								

Other Cost

Total Cost

	2022	2023	2024	2025	Total Cost
P	\$50,000.00	\$100,000.00	\$220,000.00	\$30,000.00	\$400,000.00
P(a)	\$50,000.00	\$100,000.00	\$220,000.00	\$30,000.00	\$400,000.00
A					