






Results Matrix

Outcomes

Outcome:	1 An understanding of the context of skipped-generation households in the Northern Triangle; and identification scalable education interventions for skipped-generation households in El Salvador.
----------	--



Outputs: Annual Physical and Financial Progress

1 Pilot						Physical Progress					Financial Progress							
Outputs	Output Description	Unit of Measure	Baseline	Baseline Year	Means of verification	2019	2020	2021	EOP	2019	2020	2021	EOP	Theme	Fund	Flags		
1.1 Pilot interventions implemented	Pilot implemented to support households with children who are fully or partially abandoned.	Pilots (#)	0	2019	Evaluation report	P	0	0	1	1	P	100000	50000	50000	200000	Education	SOC	
						P(a)	0	0	1	1	P(a)	100000	50000	50000	100000			
						A					A							
2 Evaluation						Physical Progress					Financial Progress							
Outputs	Output Description	Unit of Measure	Baseline	Baseline Year	Means of verification	2019	2020	2021	EOP	2019	2020	2021	EOP	Theme	Fund	Flags		
2.1 Impact evaluations designed	RCT with 2,500 households	Evaluations (#)	0	2018	Progress report	P	1	0	0	1	P	90000	0	0	90000	Education	SOC	
						P(a)	1	0	0	0	P(a)	90000	0	0	0			
						A					A							
2.2 Experimental impact evaluation (ex-ante or ex-post) performed	RCT with 2,500 household implemented	Evaluation Final Report (#)	0	2019	Evaluation report	P	0	0	1	1	P	100000	100000	100000	300000	Education	SOC	
						P(a)	0	0	1	1	P(a)	100000	100000	100000	200000			
						A					A							
3 Dissemination						Physical Progress					Financial Progress							
Outputs	Output Description	Unit of Measure	Baseline	Baseline Year	Means of verification	2019	2020	2021	EOP	2019	2020	2021	EOP	Theme	Fund	Flags		
3.1 Workshops organized	A regional and a national workshop will be organized.	Workshops (#)	0	2019	Aide Memoir	P	0	0	2	2	P	0	0	5000	5000	Education	SOC	
						P(a)	0	0	2	2	P(a)	0	0	5000	5000			
						A					A							
3.2 Video spots		Videos #	0	2019	Videos	P	0	0	2	2	P	0	0	4000	4000	Education	SOC	
						P(a)	0	0	2	2	P(a)	0	0	4000	4000			
						A					A							
3.3 Working Papers prepared	Report about the situation of children left behind in the Northern Triangle.	Papers (#)	0	2019	Report	P	0	1	0	1	P	0	1000	0	1000	Education	SOC	
						P(a)	0	1	0	1	P(a)	0	1000	0	1000			
						A					A							

Other Cost

Total Cost

	2019	2020	2021	Total Cost
P	\$290,000.00	\$151,000.00	\$159,000.00	\$600,000.00
P(a)	\$290,000.00	\$151,000.00	\$159,000.00	\$310,000.00
A				

