












Results Matrix

Outcomes

Outcome:	1 Greater knowledge of the opportunities and policy actions to advance Pacific Alliance's integration and ve growth.	
----------	--	--

 CRF Indicator

Outputs: Annual Physical and Financial Progress

1 Pacific Alliance regional and extra-regional integration						Physical Progress					Financial Progress							
Outputs	Output Description	Unit of Measure	Baseline	Baseline Year	Means of verification		2022	2023	2024	EOP		2022	2023	2024	EOP	Theme	Fund	Flags
1.1 Workshops organized	Workshops, seminars and events to promote links between the Pacific Alliance and other regions,	Workshops (#)	0	2022	Agenda	P	0	1	1	2	P	0	15000	15000	30000	Gender and Diversity	W2D	
						P(a)	0	1	1	2	P(a)	0	15000	15000	30000			
						A					A							
1.2 Diagnostics and assessments completed	Reports and feasibility studies to foster the accession of new members and associate States and associate industries	Diagnostics (#)	0	2022	Reports	P	0	1	1	2	P	0	15000	15000	30000	Regional Integration	W2D	
						P(a)	0	1	1	2	P(a)	0	15000	15000	30000			
						A					A							
1.3 Awareness raising campaigns designed/implemented	Communications strategy on the benefits that PA offers to companies and civil society.	Campaigns (#)	1	2022	Website and social media activity	P	0	1	1	2	P	0	7500	7500	15000	Regional Integration	W2D	
						P(a)	0	1	1	2	P(a)	0	7500	7500	15000			
						A					A							
2 Implementation of the Regional Digital Market Roadmap						Physical Progress					Financial Progress							
Outputs	Output Description	Unit of Measure	Baseline	Baseline Year	Means of verification		2022	2023	2024	EOP		2022	2023	2024	EOP	Theme	Fund	Flags
2.1 Policy briefs completed	Policy notes and technical papers on topics related to the Pacific Alliance Digital Regional Market.	Briefs (#)	0	2022	Reports	P	0	1	1	2	P	0	50000	50000	100000	Regional Integration	W2D	
						P(a)	0	1	1	2	P(a)	0	50000	50000	100000			
						A					A							
2.2 Policy dialogue events organized	Policy dialogues, including public-private events, to discuss the topics contained in the regional digital market roadmap.	Events (#)	0	2022	Agenda	P	0	1	1	2	P	0	25000	25000	50000	Regional Integration	W2D	
						P(a)	0	1	1	2	P(a)	0	25000	25000	50000			
						A					A							
2.3 Virtual platforms improved	Improve virtual platforms to connect and provide information to SMEs, including those owned and led by women.	Platforms (#)	0	2022	Virtual platform	P	0	1	0	1	P	0	50000	0	50000	Regional Integration	W2D	
						P(a)	0	1	0	1	P(a)	0	50000	0	50000			
						A					A							
2.4 Virtual platforms designed	Digital solution for Pacific Alliance data on trade.	Platforms (#)	0	2022	Virtual platform	P	0	1	0	1	P	0	50000	0	50000	Regional Integration	W2D	
						P(a)	0	1	0	1	P(a)	0	50000	0	50000			
						A					A							
2.5 Tools designed/strengthened	Tool to coordinate and monitor the implementation of the regional digital market roadmap.	Tools (#)	0	2022	Virtual tool	P	1	0	0	1	P	50000	0	0	50000	Regional Integration	W2D	
						P(a)	1	0	0	0	P(a)	50000	0	0	0			
						A					A							
3 Support to the Council of Ministers of Finance						Physical Progress					Financial Progress							
Outputs	Output Description	Unit of Measure	Baseline	Baseline Year	Means of verification		2022	2023	2024	EOP		2022	2023	2024	EOP	Theme	Fund	Flags
3.1 Virtual platforms improved	Technological and security maintenance of the Intranet of the Council of Finance Ministers	Platforms (#)	1	2022	Website of the platform	P	0	1	0	1	P	0	12500	12500	25000	Regional Integration	W2D	
						P(a)	0	1	0	1	P(a)	0	12500	12500	25000			
						A					A							
3.2 Policy dialogue events organized	High-level technical meetings to advance the financial integration of the PA	Events (#)	1	2022	Press release	P	1	1	0	2	P	15000	15000	0	30000	Regional Integration	W2D	
						P(a)	1	1	0	1	P(a)	15000	15000	0	15000			
						A					A							
3.3 Institutional arrangements aimed at regional coordination	Consultancy to carry out the functions of Technical Secretariat of the Council of Ministers of Finance, and consultants to	Arrangements (#)	1	2022	Annual Project Report in TCM	P	0	1	1	2	P	0	35000	35000	70000	Regional Integration	W2D	
						P(a)	0	1	1	2	P(a)	0	35000	35000	70000			
						A					A							

Other Cost

Total Cost

	2022	2023	2024	Total Cost
P	\$65,000.00	\$275,000.00	\$160,000.00	\$500,000.00
P(a)	\$65,000.00	\$275,000.00	\$160,000.00	\$435,000.00
A				

 CRF Indicator

 Standard Output Indicator