

Results Matrix








Outcomes

Outcome:

1 Land use management capacities in municipal governments strengthened as a result of integral



Outputs: Annual Physical and Financial Progress

1 1: Preparatory studies for comprehensive neighborhood improvement plans.						Physical Progress				Financial Progress				Theme	Fund	Flags		
Outputs	Output Description	Unit of Measure	Baseline	Baseline Year	Means of verification	2019	2020	2021	EOP	2019	2020	2021	EOP					
1.1 Investment master plans designed	comprehensive neighborhood improvement plan with a focus on disaster risk management and environmental impact	Plans (#)	0	2019	Plan approved by the Housing Viceministry	P	0	1	0	1	P	0	30000	0	30000	Sustainable Infrastructure	SUS	
						P(a)	0	1	0	1	P(a)	0	30000	0	30000			
						A					A							
1.2 Tools designed/strengthened	Design of subsidy program focus in progressive housing improvement	Tools (#)	0	2019	Design approved by the HM and the Bank	P	0	1	0	1	P	0	30000	0	30000	Sustainable Cities	SUS	
						P(a)	0	1	0	1	P(a)	0	30000	0	30000			
						A					A							
2 2. Preparation of territorial and urban plans and capacity building of local governments.						Physical Progress				Financial Progress								
Outputs	Output Description	Unit of Measure	Baseline	Baseline Year	Means of verification	2019	2020	2021	EOP	2019	2020	2021	EOP	Theme	Fund	Flags		
2.1 Institutional development plan designed	creation of Urban development and land-use plan and strengthening of capacities	Plans (#)	0	2019	Plan Designed approved by the proper authorities and the Bank	P	0	1	2	3	P	0	40000	30000	70000	Institutional Development	SUS	
						P(a)	0	1	2	3	P(a)	0	40000	30000	70000			
						A					A							
2.2 Institutions trained	Training of 3 institutions cochabamba, potosi, and sucre	Institutions (#)	0	2019	Evaluation of the training completed	P	0	1	2	3	P	0	18000	12000	30000	Institutional Development	SUS	
						P(a)	0	1	2	3	P(a)	0	18000	12000	30000			
						A					A							
3 3. Development of Adaptations plans and climate change risk mitigation						Physical Progress				Financial Progress								
Outputs	Output Description	Unit of Measure	Baseline	Baseline Year	Means of verification	2019	2020	2021	EOP	2019	2020	2021	EOP	Theme	Fund	Flags		
3.1 Adaptation study completed	Asset adaptation study to the climate change	Studies (#)	0	2019	Study completed and approved by IDB team	P	0	0	1	1	P	0	55000	45000	100000	Sustainable Infrastructure	SUS	
						P(a)	0	0	1	1	P(a)	0	55000	45000	100000			
						A					A							
3.2 Training workshops delivered	training course for adaptation risk mitigation result of the adaptation study	Workshops (#)	0	2019	Workshop finalized and implemented with proceedings	P	0	0	1	1	P	0	15000	10000	25000	Sustainable Energy and Climate Change	SUS	
						P(a)	0	0	1	1	P(a)	0	15000	10000	25000			
						A					A							
3.3 Recommendations from mitigation study implemented	Mitigation studies delivered	Studies (#)	0	2019	studies delivered and recommendations implementation	P	0	1	0	1	P	0	15000	0	15000	Sustainable Energy and Climate Change	SUS	
						P(a)	0	0	0	0	P(a)	0	15000	0	15000			
						A					A							

Other Cost

Total Cost

	2019	2020	2021	Total Cost
P		\$203,000.00	\$97,000.00	\$300,000.00
P(a)		\$203,000.00	\$97,000.00	\$300,000.00
A				