










Results Matrix

Outcomes

Outcome:	1 Contribute to increase the coverage and quality of broadband services in the affected municipalities									
Indicators	Flags*	Unit of Measure	Baseline	Baseline Year	Means of verification		2021	2022	2023	EOP
1.1 Productivity and Innovation #12 Beneficiaries with new access to at least a 4G mobile network (%)		# of beneficiaries	4.50	2020	Estadísticas ANATEL	P	4.50	4.75	5.00	5.00
						P(a)	4.50	4.75	5.00	5.00
						A				

CRF Indicator

Outputs: Annual Physical and Financial Progress

1 Component 1 Digital Infrastructure						Physical Progress					Financial Progress							
Outputs	Output Description	Unit of Measure	Baseline	Baseline Year	Means of verification		2021	2022	2023	EOP		2021	2022	2023	EOP	Theme	Fund	Flags
1.1 Prefeasibility Studies undertaken	Estudios prefactibiliad proyectos de infraestructura de conectividad y especificaciones de Sistemas de	Studies (#)	0	2021	Estudios de prefactibilidad de proyectos de infraestructura o sistemas de información basados en datos	P	0	2	1	3	P	20000	10000	10000	40000	Broadband Services	INS	
						P(a)	0	1	1	2	P(a)	20000	10000	10000	20000			
						A	0			0	A							
1.2 Diagnostics and assessments completed	Identify gaps (demand, supply, use of spectrum, lack of infrastructure) using data science	Diagnostics (#)	0	2021	Número de diagnosticos realizados.	P	0	2	1	3	P	20000	20000	20000	60000	Broadband Services	INS	
						P(a)	0	2	1	3	P(a)	20000	20000	20000	40000			
						A					A							
2 Component 2. Regulation & Policy						Physical Progress					Financial Progress							
Outputs	Output Description	Unit of Measure	Baseline	Baseline Year	Means of verification		2021	2022	2023	EOP		2021	2022	2023	EOP	Theme	Fund	Flags
2.1 Regulatory frameworks designed	Reglamento de Uso de Espectro (RUE), Pilotos (Mercado de Espectro), Políticas (Propuesta PBL)	Frameworks (#)	0	2021	Propuestas de regulación y política de telecomunicaciones de espectro y banda ancha	P	0	1	1	2	P	0	20000	20000	40000	Broadband Services	INS	
						P(a)	0	1	1	2	P(a)	0	20000	20000	40000			
						A	0			0	A	0			0			
2.2 Monitoring and evaluation systems designed	Project descriptions and specifications of information systems based on data science	M&E systems (#)	0	2021	Número de sistemas diseñados	P	0	1	1	2	P		30000	30000	60000	Broadband Services	INS	
						P(a)	0	1	1	2	P(a)		30000	30000	60000			
						A					A							
3 Component 3: Finantial Solutions						Physical Progress					Financial Progress							
Outputs	Output Description	Unit of Measure	Baseline	Baseline Year	Means of verification		2021	2022	2023	EOP		2021	2022	2023	EOP	Theme	Fund	Flags
3.1 Feasibility study completed	Legal viability studies for new financial solutions	Studies (#)	0	2021	Los estudios de factibilidad que se logren completar	P	0	1	1	2	P		20000	20000	40000	Broadband Services	INS	
						P(a)	0	1	1	2	P(a)		20000	20000	40000			
						A					A							
3.2 New financial instruments developed	New financial solutions description and proposals	Instruments (#)	0	2021	Número de instrumentos financieros diseñados	P	0	1	1	2	P		20000	20000	40000	Broadband Services	INS	
						P(a)	0	1	1	2	P(a)		20000	20000	40000			
						A					A							
3.3 Networks/communities of practice established	Creation of a network for dialogue and dissemination of knowledge	Networks (#)	0	2021	3 eventos, incluyendo el inagural de la Red de Diálogo y Difusión de Conocimiento.	P	1	1	1	3	P	10000	5000	5000	20000	Broadband Services	INS	
						P(a)	1	1	1	2	P(a)	10000	5000	5000	10000			
						A					A							

Other Cost

Total Cost

	2021	2022	2023	Total Cost
P	\$50,000.00	\$125,000.00	\$125,000.00	\$300,000.00
P(a)	\$50,000.00	\$125,000.00	\$125,000.00	\$250,000.00
A				

CRF Indicator

Standard Output Indicator