









Results Matrix

Outcomes

Outcome:	1 The Ministry of Health has increased its capacity for planning and managing human resources	
Outcome:	3 Quality and efficiency in the provision of essential services has increased	



Outputs: Annual Physical and Financial Progress

1 Adequacy of the service network to respond to the COVID-19 emergency						Physical Progress					Financial Progress									
Outputs	Output Description	Unit of Measure	Baseline	Baseline Year	Means of verification		2021	2022	2023	2024	EOP		2021	2022	2023	2024	EOP	Theme	Fund	Flags
1.1 Diagnostics and assessments completed	diagnosis of equipment and human resource gaps in health networks	Diagnostics (#)	0	2021	consulting report	P	0	1	0	0	1	P	0	25000	0	0	25000	Social Development	SOC	
						P(a)	0	1	0	0	1	P(a)	0	25000	0	0	25000			
						A	0				0	A	0				0			
1.2 Implementation and Management Plan developed	strengthening plan to ensure the continuity of essential services	Plans (#)	0	2021	consulting report	P	0	1	0	0	1	P	0	25000	0	0	25000	Social Development	SOC	
						P(a)	0	1	0	0	1	P(a)	0	25000	0	0	25000			
						A	0				0	A	0				0			
2 Quantification and planning of human resource needs for the health networks of the project						Physical Progress					Financial Progress									
Outputs	Output Description	Unit of Measure	Baseline	Baseline Year	Means of verification		2021	2022	2023	2024	EOP		2021	2022	2023	2024	EOP	Theme	Fund	Flags
2.1 Implementation and Management Plan developed	Document with the quantification of human resources needs	Plans (#)	0	2021	consulting report	P	0	1	0	0	1	P	0	125000	0	0	125000	Social Development	SOC	
						P(a)	0	1	0	0	1	P(a)	0	125000	0	0	125000			
						A	0				0	A	0				0			
3 Updating of human resources policies and strengthening of governance in health networks						Physical Progress					Financial Progress									
Outputs	Output Description	Unit of Measure	Baseline	Baseline Year	Means of verification		2021	2022	2023	2024	EOP		2021	2022	2023	2024	EOP	Theme	Fund	Flags
3.1 Diagnostics and assessments completed	Systematized diagnostic study	Diagnostics (#)	0	2021	consulting report	P	0	1	0	0	1	P	0	25000	25000	0	50000	Social Development	SOC	
						P(a)	0	1	0	0	1	P(a)	0	25000	25000	0	50000			
						A	0				0	A	0				0			
3.2 Policies designed	Document updating the policies of management and development of human resources	Policies (#)	0	2021	consulting report	P	0	0	1	0	1	P	0	50000	50000	0	100000	Social Development	SOC	
						P(a)	0	0	1	0	1	P(a)	0	50000	50000	0	100000			
						A	0				0	A	0				0			
4 Support for the digital transformation project of the Ministry of Health						Physical Progress					Financial Progress									
Outputs	Output Description	Unit of Measure	Baseline	Baseline Year	Means of verification		2021	2022	2023	2024	EOP		2021	2022	2023	2024	EOP	Theme	Fund	Flags
4.1 Investment master plans designed	Interoperability plan for information systems in the social security subsector	Plans (#)	0	2021	consulting report	P	0	0	1	0	1	P	0	25000	40000	10000	75000	Social Development	SOC	
						P(a)	0	0	1	0	1	P(a)	0	25000	40000	10000	75000			
						A	0				0	A	0				0			
4.2 Management information systems (MIS) designed	implementation plan of an hospital management system and strengthening of telemedicine	Systems (#)	0	2021	consulting report	P	0	0	0	1	1	P	0	25000	50000	25000	100000	Social Development	SOC	
						P(a)	0	0	0	1	1	P(a)	0	25000	50000	25000	100000			
						A	0				0	A	0				0			

Other Cost
------------

Total Cost

	2021	2022	2023	2024	Total Cost
P		\$300,000.00	\$165,000.00	\$35,000.00	\$500,000.00
P(a)		\$300,000.00	\$165,000.00	\$35,000.00	\$500,000.00
A					