







Results Matrix

Outcomes

Outcome:	1 Implementation of DR-L1137 supported trough the provision of technical assistance and capacity building						
Indicators	Flags*	Unit of Measure	Baseline	Baseline Year	Means of verification	EOP	
1.1 Pluriannual Execution Plan reviewed and validated during the start-up workshop		PEP	0.00	2020	TC supervision reports	P	1.00
						P(a)	1.00
						A	0.00
1.2 Technical and management inputs provided to the Executing Agency and partners to support project		Input	5.00	2020	TC supervision reports	P	5.00
						P(a)	5.00
						A	0.00

 CRF Indicator

Outputs: Annual Physical and Financial Progress

1 Supplemental technical support for implementation						Physical Progress				Financial Progress						
Outputs	Output Description	Unit of Measure	Baseline	Baseline Year	Means of verification		2020	2021	EOP		2020	2021	EOP	Theme	Fund	Flags
1.1 Action plans designed	Review of technical aspects and planning of the Agricultural Health component	Action Plans (#)	0	2020	TC supervision reports	P	0	1	1	P	5000	30000	35000	Agricultural Productivity and Food Security	SUS	
						P(a)	0	1	1	P(a)	5000	30000	30000			
						A				A						
1.2 Action plans designed	Institutional and technical analysis of laboratory services	Action Plans (#)	0	2020	TC supervision reports	P	0	1	1	P	5000	20000	25000	Agricultural Productivity and Food Security	SUS	
						P(a)	0	1	1	P(a)	5000	20000	20000			
						A				A						
1.3 Surveys conducted	Survey to check 2015 precensus statistical validity	Surveys (#)	0	2020	TC supervision reports	P	0	1	1	P	5000	35000	40000	Agricultural Productivity and Food Security	SUS	
						P(a)	0	1	1	P(a)	5000	35000	35000			
						A				A						
1.4 Action plans designed	Technical assistance for the development of agricultural statistics	Action Plans (#)	0	2020	TC supervision reports	P	0	1	1	P	5000	10000	15000	Agricultural Productivity and Food Security	SUS	
						P(a)	0	1	1	P(a)	5000	10000	10000			
						A				A						
2 Capacity building for implementation						Physical Progress				Financial Progress						
Outputs	Output Description	Unit of Measure	Baseline	Baseline Year	Means of verification		2020	2021	EOP		2020	2021	EOP	Theme	Fund	Flags
2.1 Operational manuals developed	Public Investment Project Execution Unit (PIPEU) project management tool kit	Manuals (#)	0	2020	TC supervision reports	P	0	1	1	P	5000	30000	35000	Institutional Development	SUS	
						P(a)	0	1	1	P(a)	5000	30000	30000			
						A				A						

Other Cost

Total Cost

	2020	2021	Total Cost
P	\$25,000.00	\$125,000.00	\$150,000.00
P(a)	\$25,000.00	\$125,000.00	\$125,000.00
A			