











Results Matrix

Outcomes

Outcome:	1 Improved Health Information System for COVID-19 strategic decision making						
Indicators	Flags*	Unit of Measure	Baseline	Baseline Year	Means of verification	EOP	
1.1 Report on the strengthening of the local health information system and roadmap approved		Reports	0.00	2020	Final Report completed	P	1.00
						P(a)	1.00
						A	0.00

 CRF Indicator

Outputs: Annual Physical and Financial Progress

1 Strengthening the epidemiological surveillance system						Physical Progress				Financial Progress				Theme	Fund	Flags		
Outputs	Output Description	Unit of Measure	Baseline	Baseline Year	Means of verification	2020	2021	2022	EOP	2020	2021	2022	EOP					
1.1 Diagnostics and assessments completed	Diagnosis on the strengths and weaknesses of epidemiological surveillance system in CMV	Diagnostics (#)	0	2020	Diagnostic on the strengths and weaknesses of epidemiological surveillance system in CMV	P	0	1	0	1	P	0	10000	0	10000	Social Development	SOC	
						P(a)	0	1	0	1	P(a)	0	10000	0	10000			
						A	0			0	A	0			0			
1.2 Strategies designed	Strategy for data extraction, processing and transformation for the HIS	Strategies (#)	0	2020	Strategy for data extraction, processing and transformation for the HIS	P	0	1	0	1	P	0	25000	0	25000	Social Development	SOC	
						P(a)	0	1	0	1	P(a)	0	25000	0	25000			
						A	0			0	A	0			0			
1.3 Tools designed/strengthened	Design of a tool for the development of data analytics , generation of dashboard and business intelligent systems	Tools (#)	0	2020	Tool for data analysis in the Health Information System	P	0	1	0	1	P	0	25000	0	25000	Social Development	SOC	
						P(a)	0	1	0	1	P(a)	0	25000	0	25000			
						A	0			0	A	0			0			
1.4 Action plans designed	health Data governance framework and action plan	Action Plans (#)	0	2020	Action plan for data governance	P	0	0	1	1	P	0	0	20000	20000	Social Development	SOC	
						P(a)	0	0	1	1	P(a)	0	0	20000	20000			
						A	0			0	A	0			0			
2 Diagnosis and roadmap for the development of a patient-centered health information system						Physical Progress				Financial Progress				Theme	Fund	Flags		
Outputs	Output Description	Unit of Measure	Baseline	Baseline Year	Means of verification	2020	2021	2022	EOP	2020	2021	2022	EOP					
2.1 Diagnostics and assessments completed	Mapping of information systems and related used in SEDESA	Diagnostics (#)	0	2020	Mapping of information systems	P	0	1	0	1	P	0	10000	0	10000	Social Development	SOC	
						P(a)	0	1	0	1	P(a)	0	10000	0	10000			
						A	0			0	A	0			0			
2.2 Action plans designed	Action plan for the strengthening of the local information system	Action Plans (#)	0	2020	Action plan for the strengthening of the local information system	P	0	1	0	1	P	0	30000	0	30000	Social Development	SOC	
						P(a)	0	1	0	1	P(a)	0	30000	0	30000			
						A	0			0	A	0			0			
2.3 Strategies designed	Organizational design for the new health information system model	Strategies (#)	0	2020	Organizational design for the new health information system model	P	0	0	1	1	P	0	0	50000	50000	Social Development	SOC	
						P(a)	0	0	1	1	P(a)	0	0	50000	50000			
						A	0			0	A	0			0			
2.4 Workshops organized	Workshop with health personnel on the pillars of the health information system	Workshops (#)	0	2020	Agenda for the health information system workshop	P	0	3	0	3	P	0	30000	0	30000	Institutional Development	SOC	
						P(a)	0	3	0	3	P(a)	0	30000	0	30000			
						A	0			0	A	0			0			
3 Strengthening Capacity Building on new technologies						Physical Progress				Financial Progress				Theme	Fund	Flags		
Outputs	Output Description	Unit of Measure	Baseline	Baseline Year	Means of verification	2020	2021	2022	EOP	2020	2021	2022	EOP					
3.1 Training workshops delivered	Training of health personnel on the use of telehealth tools	Workshops (#)	0	2020	Agenda of the training on telehealth for health personnel	P	0	1	0	1	P	0	20000	0	20000	Social Development	SOC	
						P(a)	0	1	0	1	P(a)	0	20000	0	20000			
						A	0			0	A	0			0			
3.2 Supervision reports completed	Report of the digital health agenda implementation	Reports (#)	0	2020	Supervision reports of the digital health agenda implementation	P	0	1	1	2	P	0	10000	10000	20000	Social Development	SOC	
						P(a)	0	1	1	2	P(a)	0	10000	10000	20000			
						A	0			0	A							

Other Cost
Administrative costs

	2020	2021	2022	Cost
P		\$5,000.00	\$5,000.00	\$10,000.00
P(a)		\$5,000.00	\$5,000.00	\$10,000.00
A				

Total Cost

	2020	2021	2022	Total Cost
P		\$165,000.00	\$85,000.00	\$250,000.00
P(a)		\$165,000.00	\$85,000.00	\$250,000.00
A				

 CRF Indicator

 Standard Output Indicator