






Results Matrix

Outcomes

Outcome:	1 Road network works supported with technical inputs.										
Indicators	Flags*	Unit of Measure	Baseline	Baseline Year	Means of verification		2022	2023	2024	2025	EOP
1.1 Number of road work projects supported with technical designs, economic evaluations, socio-		Works (#)	0.00	2022	Studies and assessments reports	P	0.00	2.00	1.00	0.00	3.00
						P(a)	0.00	2.00	1.00	0.00	3.00
						A					0.00
Outcome:	2 MOPT strengthened in cross-cutting areas of the Vision 2025.										
Indicators	Flags*	Unit of Measure	Baseline	Baseline Year	Means of verification		2022	2023	2024	2025	EOP
2.1 Number of people trained in aspects related to digital economy, inclusion (gender and diversity), climate change, or		People (#)	0.00	2022	Training reports	P	0.00	0.00	10.00	10.00	20.00
						P(a)	0.00	0.00	10.00	10.00	20.00
						A					0.00

 CRF Indicator

Outputs: Annual Physical and Financial Progress

1 Estudios para el diseño y ejecución del Programa de Caminos Rurales.						Physical Progress						Financial Progress					Theme	Fund	Flags	
Outputs	Output Description	Unit of Measure	Baseline	Baseline Year	Means of verification	2022	2023	2024	2025	EOP	2022	2023	2024	2025	EOP					
1.1 Prefeasibility Studies undertaken	Technical and/or economic studies related to the works to be considered in the ES-L1155 program.	Studies (#)	0	2022	Study report	P	0	1	0	0	1	P	80000	80000	0	0	160000	Sustainable Infrastructure	W2B	
						P(a)	0	0	0	0	0	P(a)	80000	80000	0	0	160000			
						A						A								
1.2 Diagnostics and assessments completed	Environmental and social diagnostics and/or assesments for the works considered in the ES-L1155 program	Diagnostics (#)	0	2022	Study report	P	0	1	0	0	1	P	40000	40000	0	0	80000	Sustainable Infrastructure	W2B	
						P(a)	0	0	0	0	0	P(a)	40000	40000	0	0	80000			
						A						A								
1.3 Climate study completed	Studies related to resilience and adaptation to Climate Change in the world considered in the ES-L1155 program	Studies (#)	0	2022	Study report	P	0	0	1	0	1	P	0	15000	15000	0	30000	Sustainable Infrastructure	W2B	
						P(a)	0	0	0	0	0	P(a)	0	15000	15000	0	30000			
						A						A								
2 Estudios y Actividades relacionados con la Visión 2025 del Banco y Áreas Estratégicas del Sector de Transporte.						Physical Progress					Financial Progress									
Outputs	Output Description	Unit of Measure	Baseline	Baseline Year	Means of verification	2022	2023	2024	2025	EOP	2022	2023	2024	2025	EOP	Theme	Fund	Flags		
2.1 Pilot interventions implemented	Implementation of a pilot intervention regarding a technological tool to strengthen the technical assessment	Pilots (#)	0	2022	Pilot report	P	0	0	1	0	1	P	0	30000	30000	0	60000	Sustainable Infrastructure	W2B	
						P(a)	0	0	1	0	1	P(a)	0	30000	30000	0	60000			
						A						A								
2.2 Social impact assessment completed	Assessment regarding social issues related to the program, such as gender or any other priority area considered in the	Assessments (#)	0	2022	Assessment report	P	0	0	0	1	1	P	0	0	10000	10000	20000	Sustainable Infrastructure	W2B	
						P(a)	0	0	0	1	1	P(a)	0	0	10000	10000	20000			
						A						A								

Other Cost
------------

Total Cost

	2022	2023	2024	2025	Total Cost
P	\$120,000.00	\$165,000.00	\$55,000.00	\$10,000.00	\$350,000.00
P(a)	\$120,000.00	\$165,000.00	\$55,000.00	\$10,000.00	\$350,000.00
A					

 CRF Indicator

 Standard Output Indicator