






Results Matrix

Outcomes

Outcome: 1 El Objetivo de la CT es apoyar los esfuerzos de los países beneficiados, de mejorar la gestión de sus

 CRF Indicator

Outputs: Annual Physical and Financial Progress

1 Support to the improvement of the operational management efficiency of pension institutions and systems						Physical Progress					Financial Progress					Theme	Fund	Flags		
Outputs	Output Description	Unit of Measure	Baseline	Baseline Year	Means of verification		2019	2020	2021	2022	EOP		2019	2020	2021	2022	EOP			
1.1 Technical notes created	Technical note for the improvement of the operational management efficiency of the pension institutions and systems	Notes (#)	0	2019	Technical note prepared by the consultant(s) or consulting firms submitted to the team leader	P	0	0	0	1	1	P	0	60000	30000	35000	125000	Labor Markets	SOC	
						P(a)	0	0	0	1	1	P(a)	0	60000	30000	35000	125000			
						A						A								
2 Support to the improvement of the strategic planning capacity of pension institutions and systems						Physical Progress					Financial Progress					Theme	Fund	Flags		
Outputs	Output Description	Unit of Measure	Baseline	Baseline Year	Means of verification		2019	2020	2021	2022	EOP		2019	2020	2021	2022	EOP			
2.1 Technical notes created	Technical note for the improvement of the strategic management efficacy of the pension institutions and systems	Notes (#)	0	2019	Technical note prepared by the consultant(s) or consulting firms submitted to the team leader	P	0	0	0	1	1	P	0	0	25000	25000	50000	Labor Markets	SOC	
						P(a)	0	0	0	1	1	P(a)	0	0	25000	25000	50000			
						A						A								
2.2 Technical notes created	Technical notes which provides an actuarial estimation for the contingent liabilities of the pension system of at least 4 countries	Notes (#)	0	2019	Technical Note prepared by the consultant(s) or consulting firm, submmited to the Team Leader	P	0	0	1	0	1	P	0	0	50000	50000	100000	Labor Markets	SOC	
						P(a)	0	0	1	0	1	P(a)	0	0	50000	50000	100000			
						A						A								
2.3 Technical notes created	Technical note that develops a legal project or framework for the implementation of pension reforms based on the actuarial	Notes (#)	0	2019	Technical note prepared by the consultant(s) or consulting firms submitted to the team leader	P	0	0	0	1	1	P	0	0	25000	25000	50000	Labor Markets	SOC	
						P(a)	0	0	0	1	1	P(a)	0	0	25000	25000	50000			
						A						A								
3 Dissemination						Physical Progress					Financial Progress					Theme	Fund	Flags		
Outputs	Output Description	Unit of Measure	Baseline	Baseline Year	Means of verification		2019	2020	2021	2022	EOP		2019	2020	2021	2022	EOP			
3.1 Workshops organized	Regional dissemination workshop	Workshops (#)	0	2019	Workshop minutes	P	0	0	0	1	1	P	0	0	0	15000	15000	Labor Markets	SOC	
						P(a)	0	0	0	1	1	P(a)	0	0	0	15000	15000			
						A						A								

Other Cost
Incidentals

	2019	2020	2021	2022	Cost
P	\$0.00	\$3,333.00	\$3,333.00	\$3,334.00	\$10,000.00
P(a)	\$0.00	\$3,333.00	\$3,333.00	\$3,334.00	\$10,000.00
A					

Total Cost

	2019	2020	2021	2022	Total Cost
P		\$63,333.00	\$133,333.00	\$153,334.00	\$350,000.00
P(a)		\$63,333.00	\$133,333.00	\$153,334.00	\$350,000.00
A					