






## Outcomes

Outcome:	1 Institutional capacities in gender and transparency in Colombia measured						
Indicators	Flags*	Unit of Measure	Baseline	Baseline Year	Means of verification	EOP	
1.1 Status, barriers and opportunities for gender and transparency identified		Assessments	0.00	2022	Final report of the TC	P	3.00
						P(a)	3.00
						A	
Outcome:	2 Improvement of measures that enhance gender and transparency designed and delivered						
Indicators	Flags*	Unit of Measure	Baseline	Baseline Year	Means of verification	EOP	
2.1 Pilots and methodologies designed and delivered		Pilots	0.00	2022	Final report of the TC	P	2.00
						P(a)	2.00
						A	
Outcome:	3 Outreach and communication tools in gender and transparency boosted						
Indicators	Flags*	Unit of Measure	Baseline	Baseline Year	Means of verification	EOP	
3.1 Communication initiatives implemented		Strategy	0.00	2022	Final report of the TC	P	1.00
						P(a)	1.00
						A	

## Outputs: Annual Physical and Financial Progress

1 Assessments of Gender and Transparency in Colombia						Physical Progress					Financial Progress							
Outputs	Output Description	Unit of Measure	Baseline	Baseline Year	Means of verification		2022	2023	2024	EOP		2022	2023	2024	EOP	Theme	Fund	Flags
1.1 Diagnostics and assessments completed	Assesments including quantitative, qualitative and regulatory information.	Diagnostics (#)	0	2022	Report (s)	P	0	3	0	3	P	0	110000	0	110000	Institutional Development	W2C	
						P(a)	0	3	0	3	P(a)	0	110000	0	110000			
						A					A							
2 Design and implementation of knowledge for results and communication tools						Physical Progress					Financial Progress							
Outputs	Output Description	Unit of Measure	Baseline	Baseline Year	Means of verification		2022	2023	2024	EOP		2022	2023	2024	EOP	Theme	Fund	Flags
2.1 Methodologies designed/strengthened	Methologies and blueprints	Methodologies (#)	0	2022	Report (s)	P	0	0	1	1	P	0	0	30000	30000	Institutional Development	W2C	
						P(a)	0	0	1	1	P(a)	0	0	30000	30000			
						A					A							
2.2 Pilot interventions implemented	Pilots desgined and delivered	Pilots (#)	0	2022	Report (s)	P	0	1	1	2	P	0	30000	30000	60000	Institutional Development	W2C	
						P(a)	0	1	1	2	P(a)	0	30000	30000	60000			
						A					A							
2.3 Institutional development plan designed	Institutional development plan designed (15.12)	Plans (#)	0	2022	Report (s)	P	0	1	0	1	P	0	20000	0	20000	Institutional Development	W2C	
						P(a)	0	1	0	1	P(a)	0	20000	0	20000			
						A					A							
3 Design and deliver of pilots and measuring tools						Physical Progress					Financial Progress							
Outputs	Output Description	Unit of Measure	Baseline	Baseline Year	Means of verification		2022	2023	2024	EOP		2022	2023	2024	EOP	Theme	Fund	Flags
3.1 Tools designed/strengthened	Design and deliver technical meetings methologies based on knowledge for results and communications tools	Tools (#)	0	2022	Report (s)	P	0	0	1	1	P	0	0	60000	60000	Institutional Development	W2C	
						P(a)	0	0	1	1	P(a)	0	0	60000	60000			
						A					A							

### Total Cost

 Standard Output Indicator