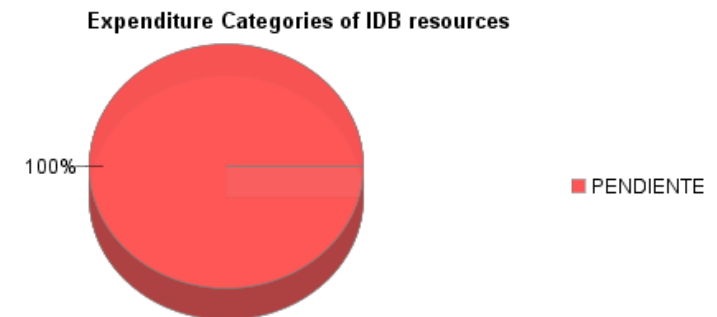
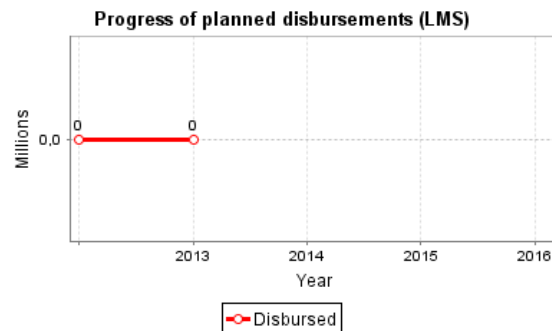
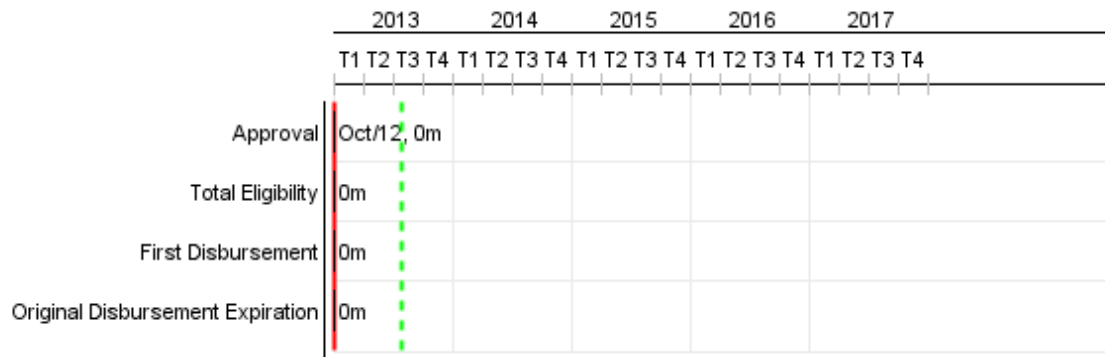



Summary Report

Basic Data		Available Funds (US\$)		Total Cost and Source	
Executing Agency (EA):	CARIBBEAN DEVELOPMENT BANK				
Sector:	FINANCIAL MARKETS-BANKING MARKET DEVELOPMENT				
Loan Number(s):	2798/BL-RG	Current Approved Amount:	20.000.000,00	Original IDB:	20.000.000,00
Stage:	Approved	Disbursed Amount to Date:		Current IDB:	20.000.000,00
Operation Type:	INV - Investment	% Disbursed:		Pari-passu:	100,00
Related Operation(s):	RG-T2039, RG-P1478	Balance:	20.000.000,00	Co-Financing/Country:	
Operation Subtype:	GCR - Global Credit Operation			Original Estimate:	20.000.000,00
				Amortization Period (months):	

Project Environmental and Social Impact Category	Reformulation	Validation
Project Environmental and Social Impact Category: B13	() Was the objective(s) of this project reformulated?	Validated by Division Chief: 17-abr-2013 Validated by Country Representative: 19-abr-2013



Accumulated Progress as of 2012



Outcomes

Outcome:	Savings resulting from access to the CDB financing funded by the global loan
Comments:	Savings are defined as the difference in borrowing costs between CDB resources, financed by IDB, and those borrowed from private financial markets. Private financial markets are considered the alternative source of financing, given the limited availability of other lower cost and longer term multilateral or bilateral sources).

Indicator	Unit of Measure	Baseline	Baseline Year		2013	2014	2015	2016	2017	End of project
Savings resulting from access to the CDB financing funded by the global loan.	USD M		2013	P A					7,10	7,10

PROGRESS MONITORING REPORT

RG-L1018 - CDB Global Loan Program for the IDA-Eligible OECS Member Countries
2012 2º period closed in (7-May-2013)

Inter-American Development Bank - IDB

Office of Strategic Planning and Development Effectiveness
Last Update: 12/04/2013

Outputs: Annual Physical and Financial Progress 2012

Description	Unit of Measure	Physical				Financial			
		Planned	Actual	Accumulated units	EOP units	Planned	Actual	Accumulated costs	EOP costs
Financing and Loan resources									
Total number of projects financed.	# of projects				6,00				20,00
TOTAL									20,00