









Results Matrix

Outcomes

Outcome:	1 Reactivation strategy of public transport bus modality.										
Indicators	Flags*	Unit of Measure	Baseline	Baseline Year	Means of verification		2020	2021	2022	2023	EOP
1.1 Reactivation plan of public transport within the framework of a public policy of public transport for the GAM		plan design(#)	0.00	2020	Plans design	P	0.00	0.00	0.00	1.00	1.00
						P(a)	0.00	0.00	0.00	1.00	1.00
						A					

 CRF Indicator

Outputs: Annual Physical and Financial Progress

1 Component 1. Support for the development of the inclusive strategy and action plan for the reactivation of public passenger transport and infrastructure works in the face of the COVID 19 pandemic						Physical Progress						Financial Progress						Theme	Fund	Flags
Outputs	Output Description	Unit of Measure	Baseline	Baseline Year	Means of verification		2020	2021	2022	2023	EOP		2020	2021	2022	2023	EOP			
1.1 Diagnostics and assessments completed	Diagnosis of the situation of formal public transportation and transportation of a "special" nature in Costa Rica in the face of the COVID 19 pandemic .	Diagnostics (#)	0	2020	Diagnostic developed	P	0	1	0	0	1	P	0	80000	0	0	80000	Sustainable Cities	ACL	
						P(a)	0	1	0	0	1	P(a)	0	80000	0	0	80000			
						A						A								
1.2 Action plans designed	Action plan for the reactivation of public passenger transport in the face of the COVID 19 pandemic .	Action Plans (#)	0	2020	Action plan developed	P	0	1	0	0	1	P	0	60000	0	0	60000	Sustainable Infrastructure	ACL	
						P(a)	0	1	0	0	1	P(a)	0	60000	0	0	60000			
						A						A								
1.3 Strategies designed	Strategies for job creation in the public infrastructure and public transport sector	Strategies (#)	0	2020	Strategies Designed	P	0	1	0	0	1	P	0	60000	0	0	60000	Sustainable Infrastructure	INF	
						P(a)	0	1	0	0	1	P(a)	0	60000	0	0	60000			
						A						A								
1.4 Workshops organized	Workshops and consultative tables (virtual and face-to-face) of socialization and the generation of mechanisms for the	Workshops (#)	0	2020	Workshops Developed	P	0	2	2	0	4	P	0	20000	20000	0	40000	Sustainable Cities	INF	
						P(a)	0	2	2	0	4	P(a)	0	20000	20000	0	40000			
						A						A								
1.5 Technical notes created	Generación de Productos de Conocimiento (Notas Técnicas, Publicaciones, etc...)	Notes (#)	0	2020	Technical Notes published	P	0	0	1	1	2	P	0	0	5000	5000	10000	Sustainable Cities	INF	
						P(a)	0	0	1	1	2	P(a)	0	0	5000	5000	10000			
						A						A								
2 Component 2. Technical support for the promotion of electromobility and the implementation of electronic payment in public passenger transport						Physical Progress						Financial Progress						Theme	Fund	Flags
Outputs	Output Description	Unit of Measure	Baseline	Baseline Year	Means of verification		2020	2021	2022	2023	EOP		2020	2021	2022	2023	EOP			
2.1 Pilot interventions designed	Technical support for the implementation, monitoring and analysis of the pilot project for electric buses in Costa Rica	Pilots (#)	0	2020	Pilot developed	P	0	0	1	0	1	P	0	0	60000	0	60000	Sustainable Infrastructure	ACL	
						P(a)	0	0	1	0	1	P(a)	0	0	60000	0	60000			
						A						A								
2.2 Pilot interventions implemented	Technical support for the implementation of the electronic payment ecosystem aimed at the use of mobile applications and	Pilots (#)	0	2020	Project Implemented	P	0	1	0	0	1	P	0	140000	0	0	140000	Sustainable Infrastructure	INF	
						P(a)	0	1	0	0	1	P(a)	0	140000	0	0	140000			
						A						A								

Other Cost

Total Cost

	2020	2021	2022	2023	Total Cost
P		\$360,000.00	\$85,000.00	\$5,000.00	\$450,000.00
P(a)		\$360,000.00	\$85,000.00	\$5,000.00	\$450,000.00
A					