








Results Matrix

Outcomes

Outcome:	1 TransPYMEs 2025: Analysis of transport sector companies, its business models and identification of initiatives for their strengthening and modernization									
Indicators	Flags*	Unit of Measure	Baseline	Baseline Year	Means of verification		2022	2023	2024	EOP
1.1 Studies, bussiness models, and initiatives for the strengthening and modernization of transport companies		Number	0.00	2022	Annual Report	P	1.00	3.00	2.00	6.00
						P(a)	1.00	3.00	2.00	5.00
						A				
 CRF Indicator										

Outputs: Annual Physical and Financial Progress

1 Consolidated analysis of the business model and financial challenges of urban transport and construction MSMEs						Physical Progress					Financial Progress							
Outputs	Output Description	Unit of Measure	Baseline	Baseline Year	Means of verification		2022	2023	2024	EOP		2022	2023	2024	EOP	Theme	Fund	Flags
1.1 Diagnostics and assessments completed	Financial analysis of the business structure and business model of transport MSMEs	Diagnostics (#)	0	2022	Diagnostics and assessments completed	P		1		1	P		60000		60000	Sustainable Infrastructure	W2B	
						P(a)		1		1	P(a)		60000		60000			
						A					A							
2 Identification of good practices of financial instruments for urban transport and development of a pilot structure						Physical Progress					Financial Progress							
Outputs	Output Description	Unit of Measure	Baseline	Baseline Year	Means of verification		2022	2023	2024	EOP		2022	2023	2024	EOP	Theme	Fund	Flags
2.1 Diagnostics and assessments completed	Detailed empirical study on initiatives and existing public policies	Diagnostics (#)	0	2022	Diagnostics and assessments completed	P		1		1	P		30000		30000	Sustainable Infrastructure	W2B	
						P(a)		1		1	P(a)		30000		30000			
						A					A							
2.2 Pilot interventions implemented	Pilot project of possible good operating practices	Pilots (#)	0	2022	Annual Report	P		1		1	P		50000		50000	Sustainable Infrastructure	W2B	
						P(a)		1		1	P(a)		50000		50000			
						A					A							
3 Creation of an exclusive platform for construction SMEs for bidding on secondary/tertiary networks						Physical Progress					Financial Progress							
Outputs	Output Description	Unit of Measure	Baseline	Baseline Year	Means of verification		2022	2023	2024	EOP		2022	2023	2024	EOP	Theme	Fund	Flags
3.1 New databases created	Creation of a financial data repository, governance and integration with the IDB Transportation Observatory	Databases (#)	0	2022	New databases created	P			1	1	P			100000	100000	Sustainable Infrastructure	W2B	
						P(a)			1	1	P(a)			100000	100000			
						A					A							
4 Dissemination						Physical Progress					Financial Progress							
Outputs	Output Description	Unit of Measure	Baseline	Baseline Year	Means of verification		2022	2023	2024	EOP		2022	2023	2024	EOP	Theme	Fund	Flags
4.1 Technical notes created	Difusión de productos de conocimiento	Notes (#)	0	2022	Technical notes created	P		1		1	P		5000		5000	Sustainable Infrastructure	W2B	
						P(a)		1		1	P(a)		5000		5000			
						A					A							
4.2 Training workshops delivered	Dissemination of knowledge publications, organization of events	Workshops (#)	0	2022	Training workshops delivered	P		1		1	P		5000		5000	Sustainable Infrastructure	W2B	
						P(a)		1		1	P(a)		5000		5000			
						A					A							

Other Cost

Total Cost

	2022	2023	2024	Total Cost
P		\$150,000.00	\$100,000.00	\$250,000.00
P(a)		\$150,000.00	\$100,000.00	\$250,000.00
A				